

RF-1 RETROFIT KIT

- A damper-actuator assembly for pressure dependent air flow control

RF-3 RETROFIT KIT

- A pressure independent, VAV flow control assembly consisting of a flow sensor, damper, actuator, and controller. Controls included with the RF-3 kit are specified separately, based on the application
- Air flow sensor is traversing multi-point automatic averaging type – aluminum construction. Optional - PX-2 cross flow sensor

APPLICATION


- External retrofit of existing high pressure air terminal to reduce system operating pressures
- Installed upstream of existing terminal, typically at the inlet
- Use in conjunction with central fan system retrofit from a constant to variable air volume system for fan energy savings
- Reduces or eliminates mixing with constant volume dual duct terminals
- Control strategies using pneumatic, analog, or direct digital control (DDC) systems – see pages F-5 – F-8 for flow sequencing ideas

FEATURES


- Round inlet sizes from 5" to 16" diameter
- Solid 1/2" \varnothing steel damper shaft arc welded to damper blade assembly insures years of trouble free and safe operation
- Rigid, 20 gauge galvanized cylinder construction.
- Damper includes a tear-resistant neoprene perimeter lip seal to form a tight air seal for full shut-off applications
- Elliptical damper rotates in self-lubricating nylon bearings
- Balancing taps and calibration chart are standard to aid field adjustment

OPTIONS & ACCESSORIES


- Steel control enclosure, screw attached cover
- Digital, analog, or pneumatic control systems



Model RF-1
With Pneumatic Actuator

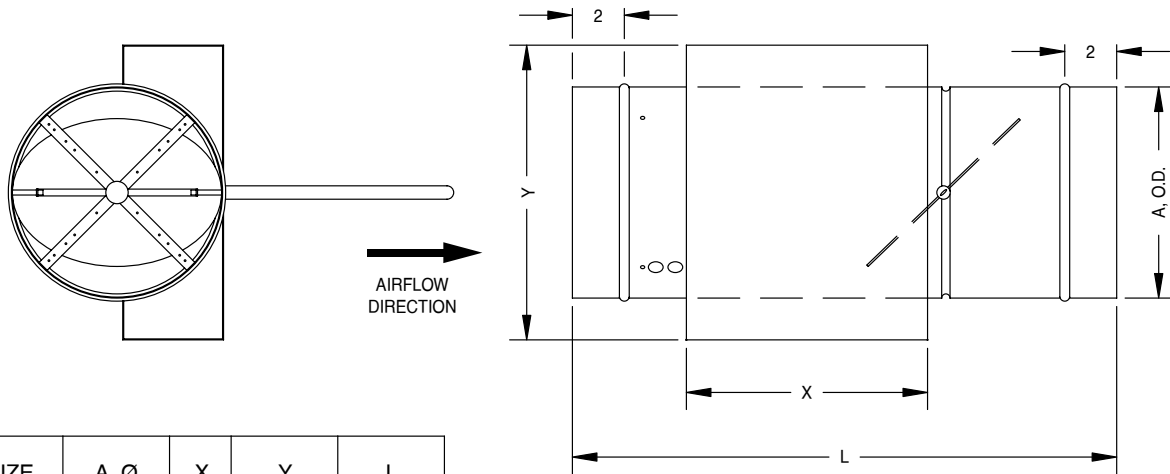


Model RF-3
With Optional PX-2 Flow Sensor
& Pneumatic Controls



Model RF-3
With Standard Traverse Flow Sensor
& Pneumatic Controls

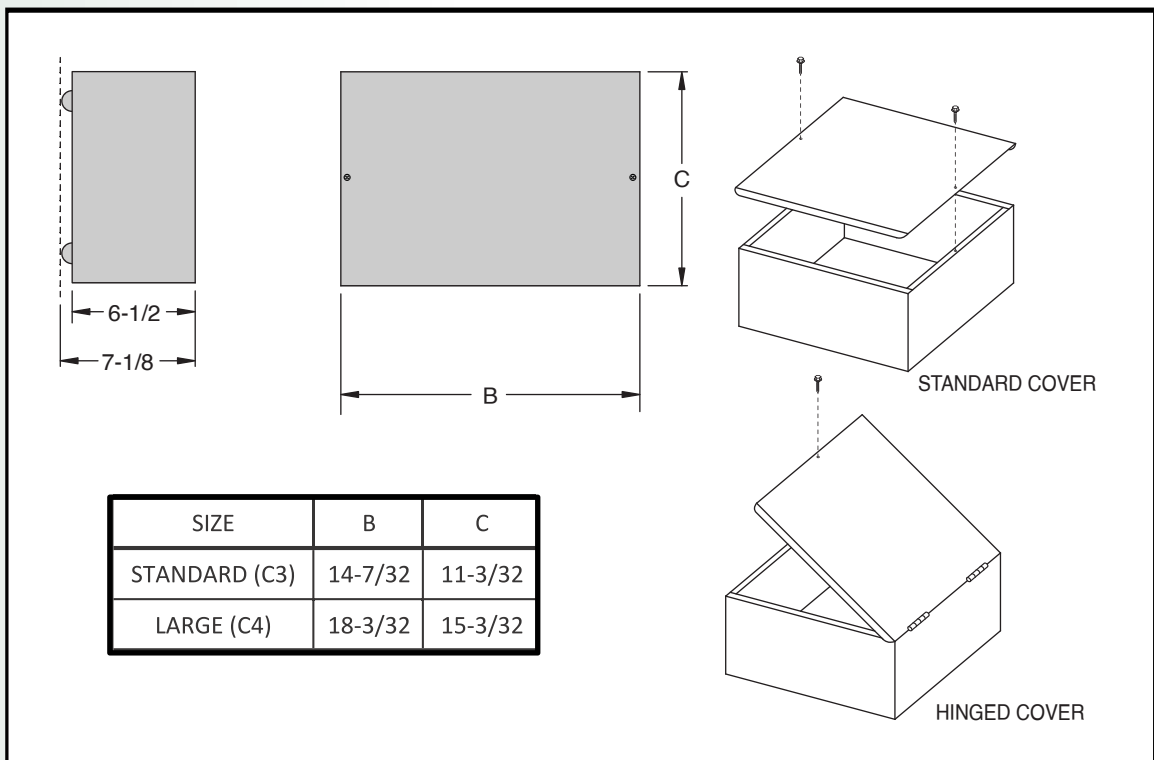
NOTES: - 8" diameter shown



SIZE	A, Ø	X	Y	L
5	4-7/8	9	10-7/8	20-5/16
6	5-7/8	9	10-7/8	20-5/16
7	6-7/8	9	10-7/8	20-5/16
8	7-7/8	9	10-7/8	20-5/16
10	9-7/8	9	12-1/8	20-5/16
12	11-7/8	10	12-1/16	23-57/64
14	13-7/8	10	14-1/16	23-57/64
16	15-7/8	10	16-1/16	23-57/64

24 X 16 AVAILABLE. CONTACT AN ANEMOSTAT REPRESENTATIVE FOR DETAILS.

Optional Control Enclosure



SIZE	B	C
STANDARD (C3)	14-7/32	11-3/32
LARGE (C4)	18-3/32	15-3/32