

APPLICATION


- Perforated supply diffuser with modular cores that are easily configured for 1, 2, 3, or 4 way horizontal air discharge pattern to meet changing space needs
- Perforated face hides diffuser cores and minimizes core tampering
- Exhibits excellent VAV performance maintaining a horizontal pattern for the entire operating range
- Applicable to heating, cooling, or ventilation of spaces
- Frames for surface mounting or use with suspended grid systems



PRODUCT FEATURES

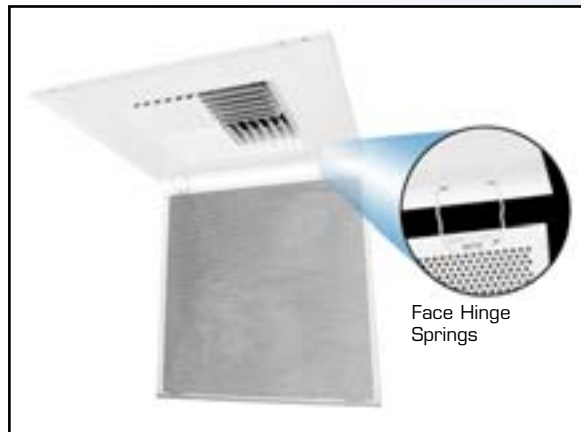
- Available in steel or aluminum construction
- Removable face plate is attached with concealed spring clips. Face hinge spring clips allow 90 degree "hinge-down" for cleaning and adjustment.
- Face pattern is 3/16" dia holes on 1/4" centers – 51% free area
- "Easy-snap" cores removable without tools and positively retained by spring clips
- Directional cores from 3" x 3" up to 12" x 12"
- Square neck sizes available from 6" x 6" up to 24" x 24"
- Diffusers ship with 4 way pattern
- Arctic White thermo-set finish including face, backpan, and cores

Model QCP-L
Lay-In T-Bar



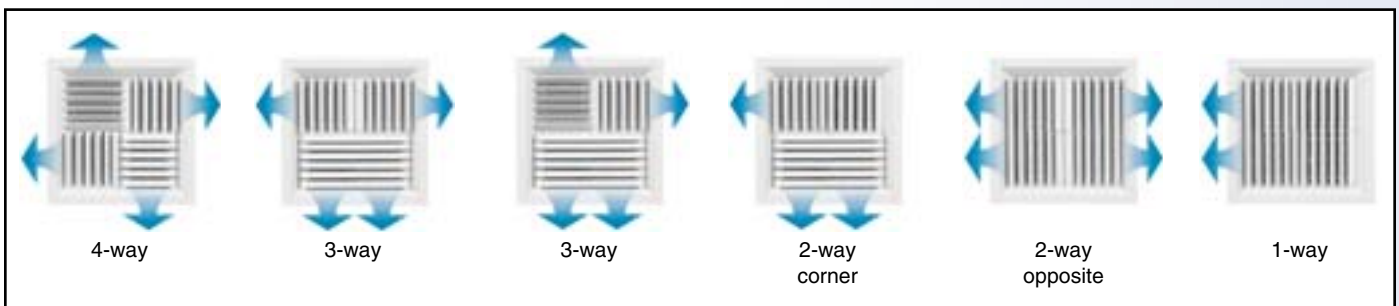
DIFFUSER OPTIONS

- Aluminum or steel for diffuser, perforated face, and extension panel
- Optional and custom colors
- White face, black backpan and cores
- Model OB1 opposed blade neck volume control damper
- Model TBF auxiliary mounting frame for hard / plaster ceilings
- Model SRA square-to-round duct adapter



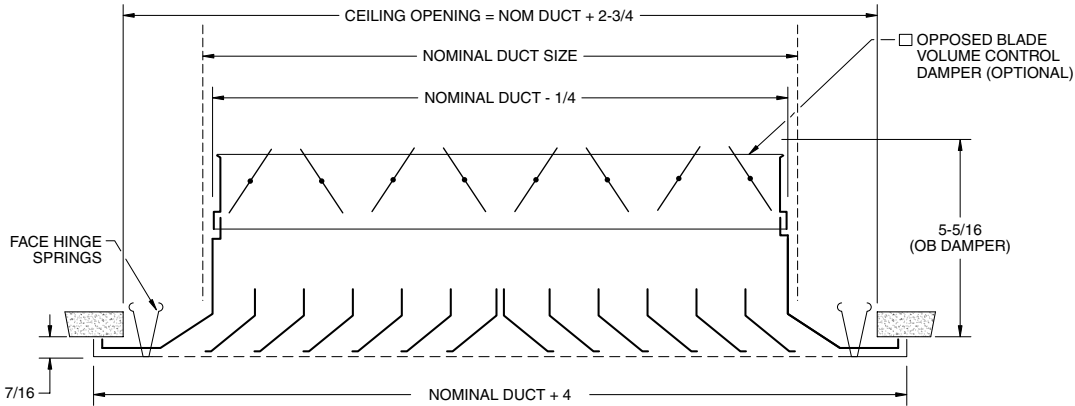
Face Hinge Springs

CORE PATTERNS



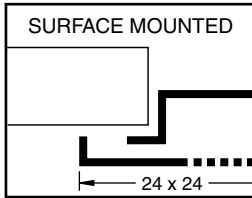
SURFACE MOUNTED APPLICATIONS

Model QCP-S



AVAILABLE NECK SIZES	
6 x 6	16 x 16
8 x 8	18 x 18
10 x 10	20 x 20
12 x 12	22 x 22
14 x 14	24 x 24

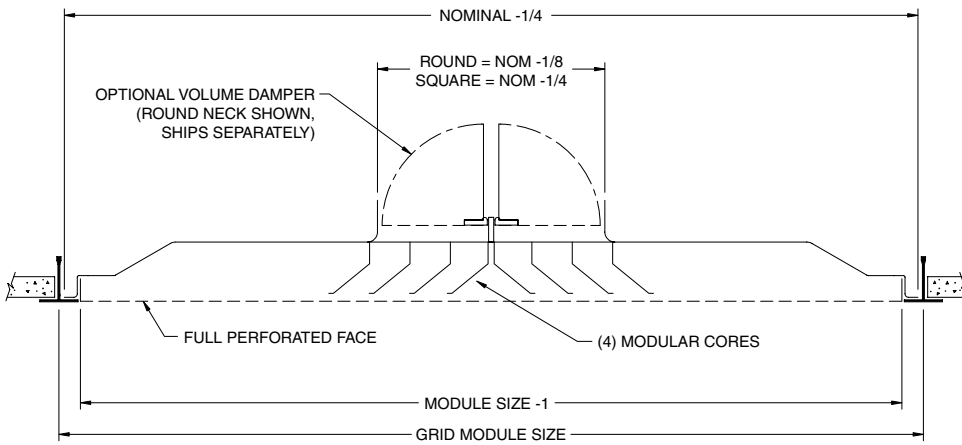
Model QCP-F



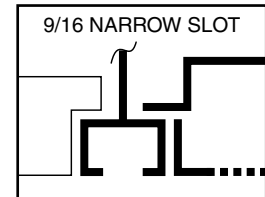
AVAILABLE NECK SIZES • NOMINAL 24 x 24								
ROUND	6ø	7ø	8ø	9ø	10ø	12ø	14ø	16ø
SQUARE	6 x 6		8 x 8		10 x 10	12 x 12	14 x 14	16 x 16

SUSPENDED GRID SYSTEM APPLICATIONS

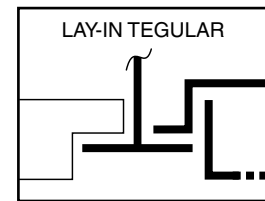
Model QCP-L • Lay-In T-Bar



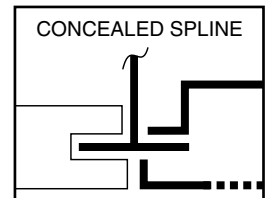
Model QCP-D



Model QCP-T



Model QCP-C



Model	Application	GRID MODULE SIZE					
		12 x 12	12 x 24	24 x 24	30 x 30	36 x 36	24 x 48
QCP - L	T-Bar	6x6 / 6ø	6x6 / 6ø	18x18 / 18ø	24x24 / 24ø	24x24 / 24ø	18x18 / 18ø
QCP - D	9/16" Narrow Slot	6x6 / 6ø	6x6 / 6ø	18x18 / 18ø	24x24 / 24ø	24x24 / 24ø	18x18 / 18ø
QCP - T	Tegular	6x6 / 6ø	6x6 / 6ø	18x18 / 18ø	24x24 / 24ø	24x24 / 24ø	18x18 / 18ø
QCP - C	Concealed Spline	6x6 / 6ø	6x6 / 6ø	18x18 / 18ø	24x24 / 24ø	24x24 / 24ø	18x18 / 18ø