

APPLICATION

- “Spot” type supply air outlet with a reversible nozzle for jet or diffused air patterns
- Recommended for HVAC installations which require long or short throw pattern flexibility with trajectory control
- Ideally suited for predictable directional control of conditioned air within large spaces such as malls, exhibit halls, sports arenas, industrial and manufacturing facilities, atrium areas, and large office building entrances
- Spot air distribution ideal for industrial heating, ventilating, or cooling
- Side wall, ceiling, or duct mounted applications
- Rapid temperature equalization eliminates stratification


PRODUCT FEATURES

- Reversible, rotating nozzle provides a long throw jet pattern, or diffused, short throw pattern – without using volume dampers
- Field adjustable pattern and direction – from the face of the outlet
- Directional control within a 60° arc
- 8”, 10”, 12”, 15” diameter nozzles
- 1, 2, 3, or 4 nozzle panel assembly permits multi-directional, as well as mixed jet and diffused patterns from one location. Panel includes screw holes and factory supplied screws.
- End of round duct mounting option
- Welded, heavy gauge, all steel, coated construction
- Arctic white finish


OPTIONS

- Aluminum construction. Contact factory for anodizing options.
- Opposed blade volume control damper for duct mounting
- Custom paint colors.

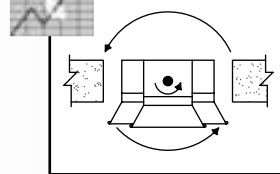
DJ-2 Shown



Diffus-a-Jet is the only spot type diffuser in the industry designed with a field adjustable long jet pattern or shorter diffused pattern

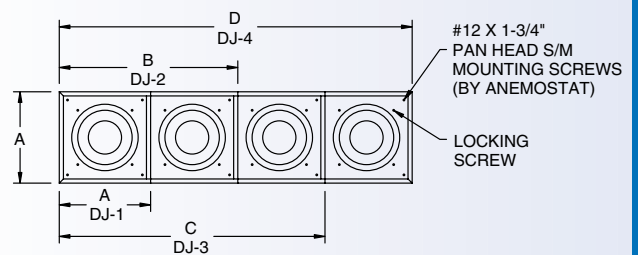
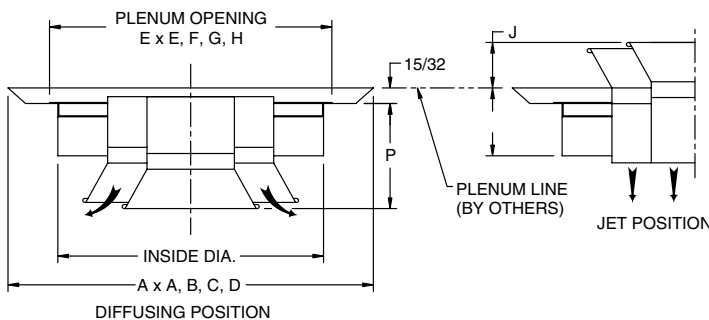


PERFORMANCE



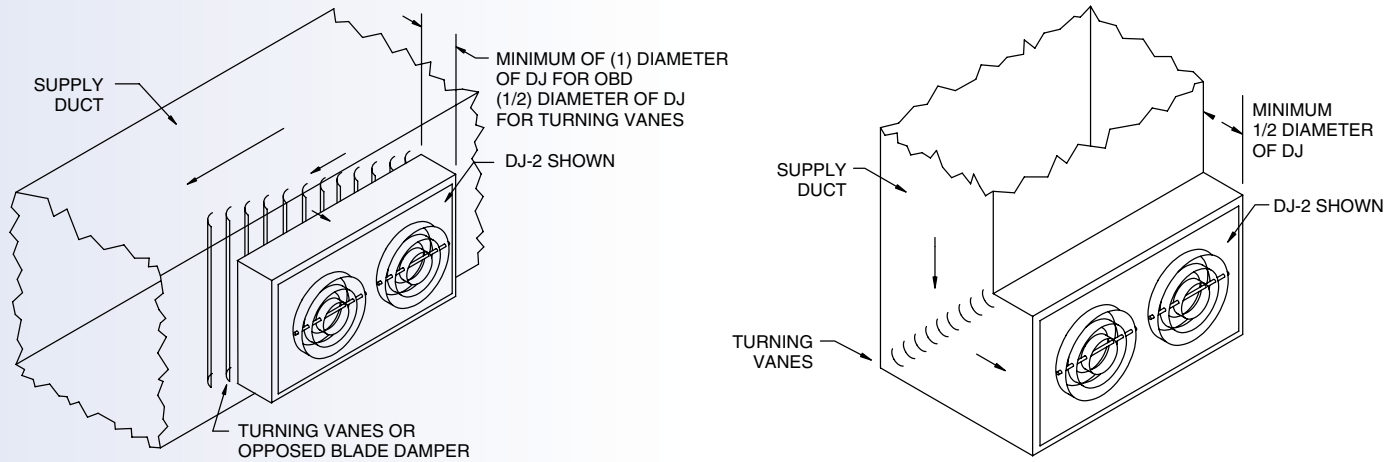
TO ADJUST THE DIFFUS-A-JET

For jet stream or diffused air pattern, simply loosen the two axis shaft lock screws, rotate the inner assembly 180°, and tighten the lock screws.

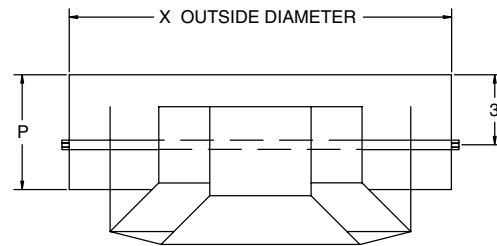
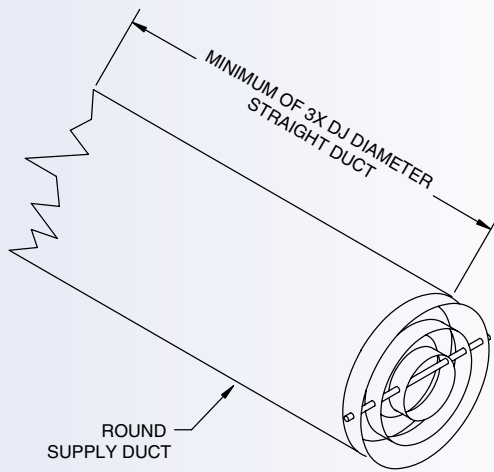


SIZE (INSIDE DIA.)	DJ-1		DJ-2		DJ-3		DJ-4		J	P	S
	A x A	E x E	A x B	E x F	A x C	E x G	A x D	E x H			
8	11 x 11	8-1/2 x 8-1/2	11 x 22	8-1/2x19-1/2	11 x 33	8-1/2 x 30-1/2	11 x 44	8-1/2 x 41-1/2	1-1/4	3	2
10	13-3/4 x 13-3/4	10-1/2 x 10-1/2	13-3/4 x 26-1/2	10-1/2 x 23-1/4	13-3/4 x 39-1/4	10-1/2 x 36	13-3/4 x 51-3/4	10-1/2 x 48-1/2	1-3/4	4-1/4	2-1/4
12	16-1/2 x 16-1/2	12-1/2 x 12-1/2	16-1/2 x 31	12-1/2 x 27	16-1/2 x 45-1/2	12-1/2 x 41-1/2	16-1/2 x 59-1/2	12-1/2 x 55-1/2	3	4-3/4	2-1/2
15	18 x 18	15-1/2 x 15-1/2	18 x 36	15-1/2 x 33-1/2	18 x 54	15-1/2 x 51-1/2	18 x 71-1/2	15-1/2 x 69	4	5-3/4	3-3/8

EXPOSED DUCTWORK



ROUND DUCT MOUNTED • MODEL DJC



SIZE	X	P
8	7-7/8	3-13/16
10	9-7/8	4
12	11-7/8	4-5/16
15	14-7/8	5

ADJUSTMENT PROCEDURES

TO ADJUST THE DIFFUS-A-JET

For jet stream or diffused air pattern, simply loosen the two axis shaft lockscrews, rotate the inner assembly 180°, and tighten lockscrews.

TO SET THE AIR DISCHARGE DIRECTION

First loosen the four lockscrews on the faceplate, and turn the diffuser inner assembly until the axis shaft is in its proper plane. Second, to set the inner assembly at the desired angle, loosen the axis shaft lockscrews, position the inner assembly, and tighten all lockscrews.

