

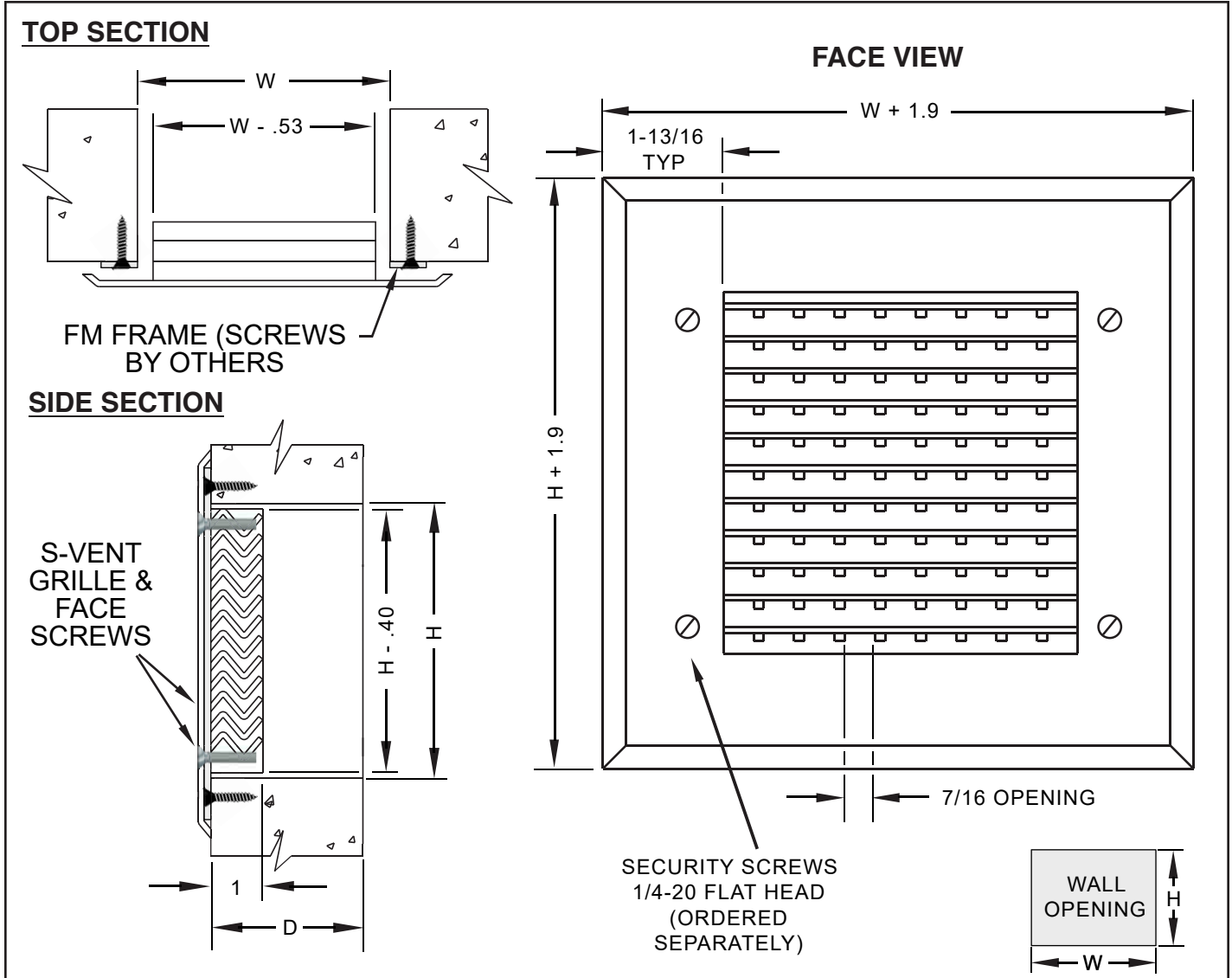


SUBMITTAL SHEET

LIGATURE RESISTANT GRILLE
7/16" X 3/16" APERTURES

www.anemostat-hvac.com

MAXIMUM SECURITY • FACE MOUNTING FRAME



IMPORTANT: It is the specifier's responsibility to properly configure the HVAC system to meet the appropriate level of comfort, safety, security and detention

PRODUCT FEATURES

Grille Construction

- Cold Rolled Steel (CRS)
- 14 Gauge Face and Core
- FM Frame, 14 Gauge Galvanized Steel with 1/4-20 Rivnuts / Nutserts

Finish

- White Powder Coat (STANDARD)
- Other _____

Options

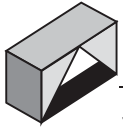
- Model OB-1 Opposed Blade Damper (**Rear Operated**, Galvzd Steel, Field Installed)

QTY	Order Size	D Wall Depth

All dimensions are in inches.

JOB NAME:

SUBMITTED BY:



Anemostat®

SECURITY AIR DISTRIBUTION

Model **SV3-FM**

SUBMITTAL SHEET

www.anemostat-hvac.com

LIGATURE RESISTANT GRILLE
7/16" X 3/16" APERATURES

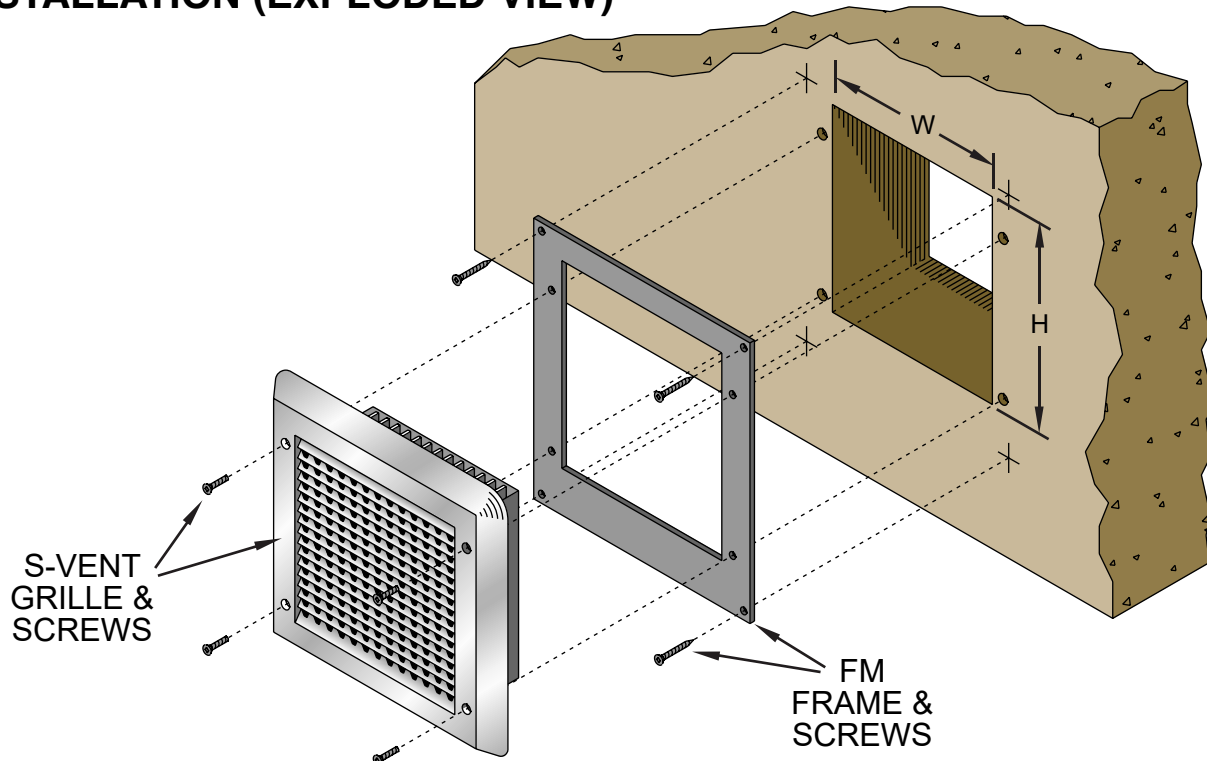
MAXIMUM SECURITY • FACE MOUNTING FRAME

ORDER SIZE

Order size is based on the table below and determines the rough opening size in the wall. For example, an S-Vent grille Order Size C3 requires a wall rough opening of 9.4" wide x 9.4" high.

		W = WIDTH (ROUGH OPENING)								
		5.4	7.4	9.4	11.4	13.4	15.4	17.4	19.4	21.4
H = HEIGHT (ROUGH OPENING)	5.4	A1	B1	C1	D1	E1	F1	G1	H1	J1
	7.4	A2	B2	C2	D2	E2	F2	G2	H2	J2
	9.4	A3	B3	C3	D3	E3	F3	G3	H3	J3
	11.4	A4	B4	C4	D4	E4	F4	G4	H4	J4
	13.4	A5	B5	C5	D5	E5	F5	G5	H5	J5
	15.4	A6	B6	C6	D6	E6	F6	G6	H6	J6
	17.4	A7	B7	C7	D7	E7	F7	G7	H7	J7
	19.4	A8	B8	C8	D8	E8	F8	G8	H8	J8
	21.4	A9	B9	C9	D9	E9	F9	G9	H9	J9

INSTALLATION (EXPLODED VIEW)



JOB NAME:

SUBMITTED BY: