



# Anemostat®

SECURITY AIR DISTRIBUTION

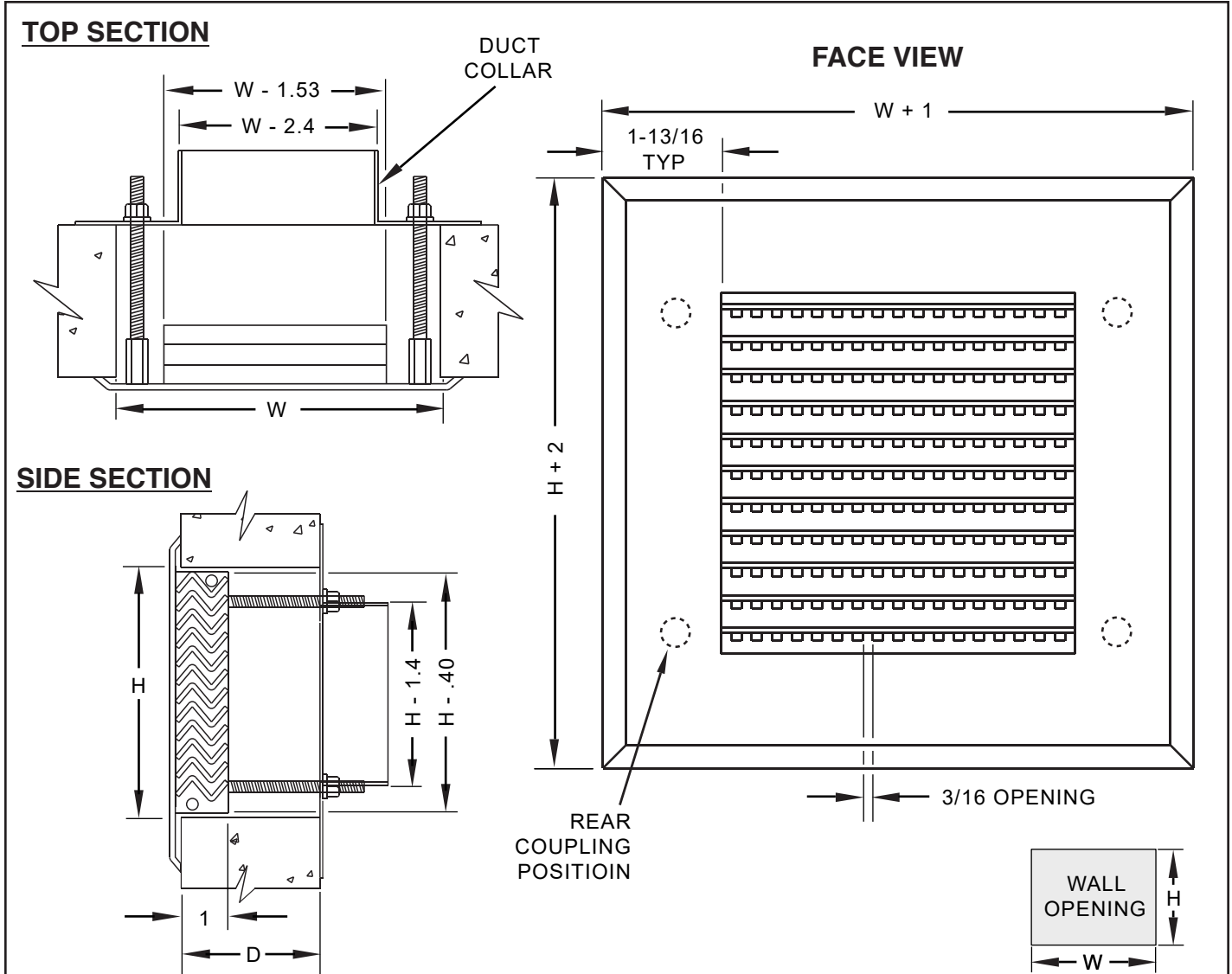
Model **SV2-RM**

## SUBMITTAL SHEET

www.anemostat-hvac.com

LIGATURE RESISTANT GRILLE  
3/16" X 3/16" APERTURES

MAXIMUM SECURITY • REAR MOUNTING FRAME



**IMPORTANT:** It is the specifier's responsibility to properly configure the HVAC system to meet the appropriate level of comfort, safety, security and detention

### PRODUCT FEATURES

#### Grille Construction

- Cold Rolled Steel (CRS)
- 14 Gauge Face and Core
- Coupling Nuts with Threaded Rod
- Duct Collar, 14 Gauge Galvanized Steel

#### Finish

- White Powder Coat (STANDARD)
- Other \_\_\_\_\_

#### Options

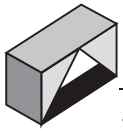
- Model OB-1 Opposed Blade Damper (Rear Operated, Galvzd Steel, Field Installed)

QTY	Order Size	D Wall Depth

All dimensions are in inches.

JOB NAME:

SUBMITTED BY:



# Anemostat®

SECURITY AIR DISTRIBUTION

Model **SV2-RM**

## SUBMITTAL SHEET

www.anemostat-hvac.com

**LIGATURE RESISTANT GRILLE**  
**3/16" X 3/16" APERTURES**

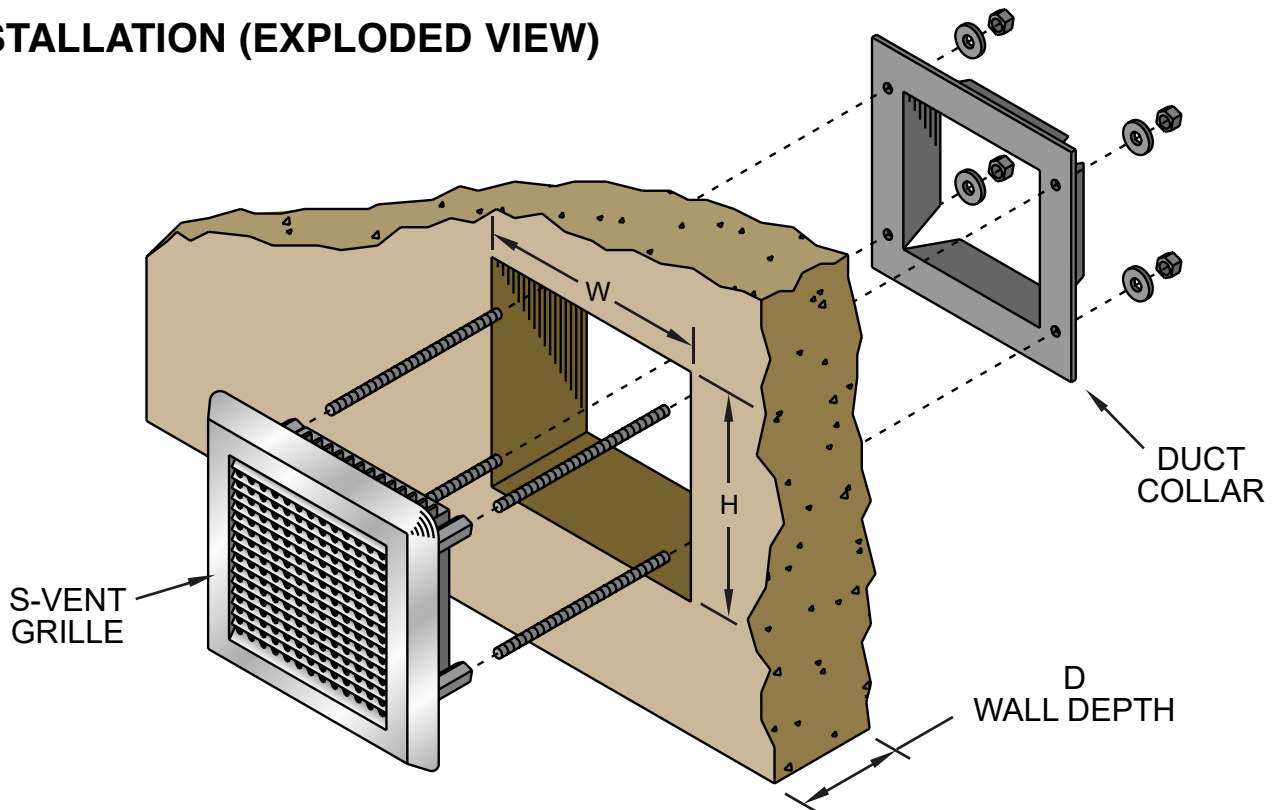
**MAXIMUM SECURITY • REAR MOUNTING FRAME**

### ORDER SIZE

Order size is based on the table below and determines the rough opening size in the wall. For example, an S-Vent grille Order Size C3 requires a wall rough opening of 10.4" wide x 9.4" high.

		W = WIDTH (ROUGH OPENING)								
		6.4	8.4	10.4	12.4	14.4	16.4	18.4	20.4	22.4
H = HEIGHT (ROUGH OPENING)	5.4	A1	B1	C1	D1	E1	F1	G1	H1	J1
	7.4	A2	B2	C2	D2	E2	F2	G2	H2	J2
	9.4	A3	B3	C3	D3	E3	F3	G3	H3	J3
	11.4	A4	B4	C4	D4	E4	F4	G4	H4	J4
	13.4	A5	B5	C5	D5	E5	F5	G5	H5	J5
	15.4	A6	B6	C6	D6	E6	F6	G6	H6	J6
	17.4	A7	B7	C7	D7	E7	F7	G7	H7	J7
	19.4	A8	B8	C8	D8	E8	F8	G8	H8	J8
	21.4	A9	B9	C9	D9	E9	F9	G9	H9	J9

### INSTALLATION (EXPLODED VIEW)



JOB NAME:

SUBMITTED BY: