

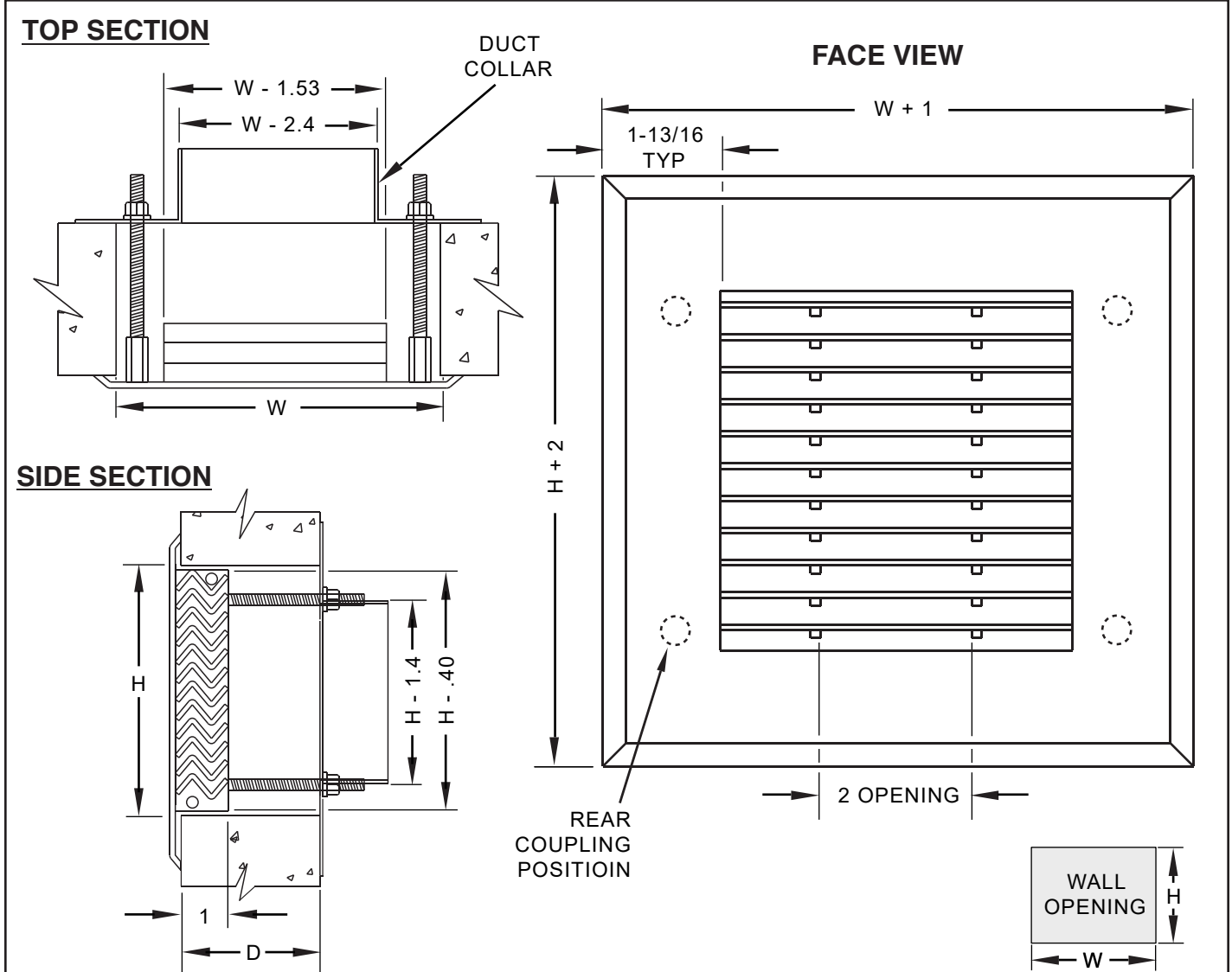


SUBMITTAL SHEET

*LIGATURE RESISTANT GRILLE
2" X 3/16" APERTURES*

www.anemostat-hvac.com

MAXIMUM SECURITY • REAR MOUNTING FRAME



IMPORTANT: It is the specifier's responsibility to properly configure the HVAC system to meet the appropriate level of comfort, safety, security and detention

PRODUCT FEATURES

Grille Construction

- 304 Stainless Steel
- 14 Gauge Face and Core
- Coupling Nuts with Threaded Rod
- Duct Collar, 14 Gauge Galvanized Steel

Finish

- #4 Satin Polish (STANDARD)
- Arctic White Powder Coat
- Other _____

Options

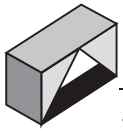
- Model OB-1 Opposed Blade Damper (Rear Operated, Galvzd Steel, Field Installed)

QTY	Order Size	D Wall Depth

All dimensions are in inches.

JOB NAME:

SUBMITTED BY:



Anemostat®

SECURITY AIR DISTRIBUTION

Model **SV26-RM**

SUBMITTAL SHEET

www.anemostat-hvac.com

LIGATURE RESISTANT GRILLE
2" X 3/16" APERTURES

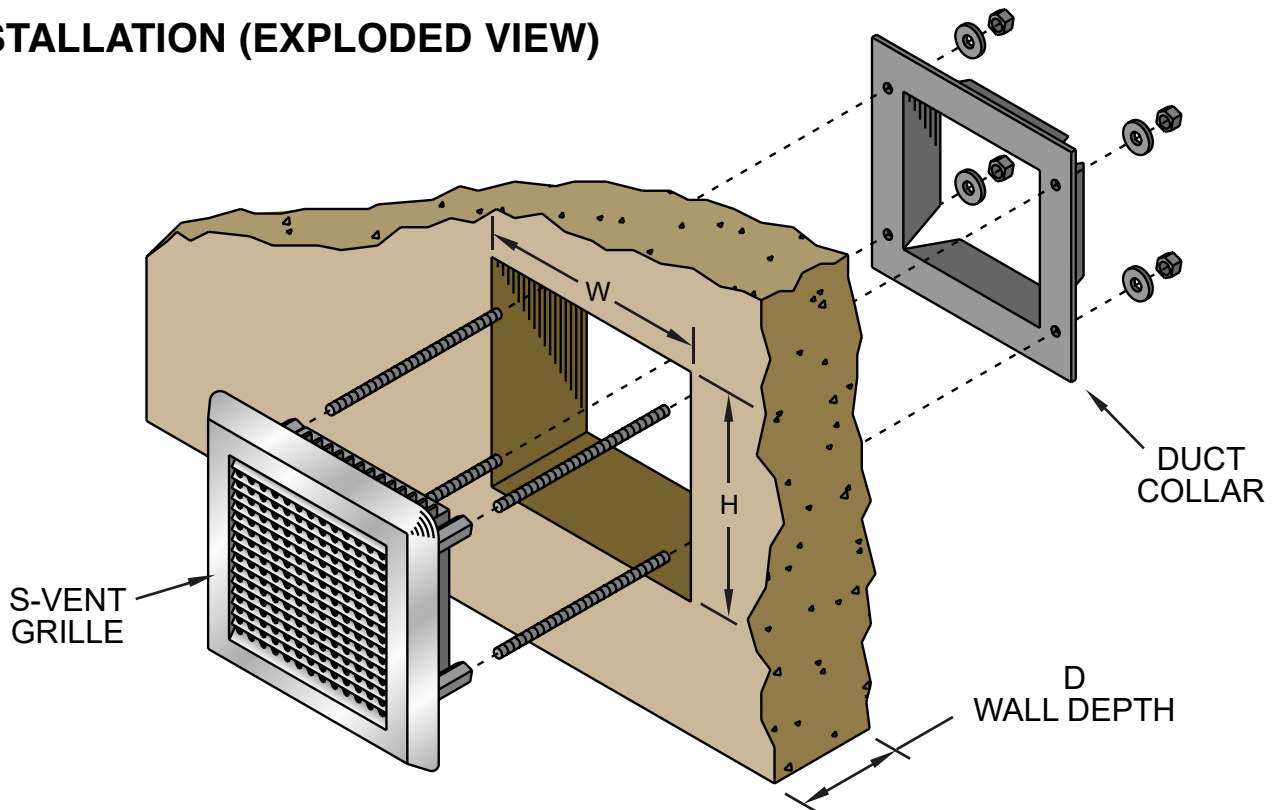
MAXIMUM SECURITY • REAR MOUNTING FRAME

ORDER SIZE

Order size is based on the table below and determines the rough opening size in the wall. For example, an S-Vent grille Order Size C3 requires a wall rough opening of 10.4" wide x 9.4" high.

		W = WIDTH (ROUGH OPENING)								
		6.4	8.4	10.4	12.4	14.4	16.4	18.4	20.4	22.4
H = HEIGHT (ROUGH OPENING)	5.4	A1	B1	C1	D1	E1	F1	G1	H1	J1
	7.4	A2	B2	C2	D2	E2	F2	G2	H2	J2
	9.4	A3	B3	C3	D3	E3	F3	G3	H3	J3
	11.4	A4	B4	C4	D4	E4	F4	G4	H4	J4
	13.4	A5	B5	C5	D5	E5	F5	G5	H5	J5
	15.4	A6	B6	C6	D6	E6	F6	G6	H6	J6
	17.4	A7	B7	C7	D7	E7	F7	G7	H7	J7
	19.4	A8	B8	C8	D8	E8	F8	G8	H8	J8
	21.4	A9	B9	C9	D9	E9	F9	G9	H9	J9

INSTALLATION (EXPLODED VIEW)



JOB NAME:

SUBMITTED BY: