

S-VENT[®]

SUBMITTAL SHEET



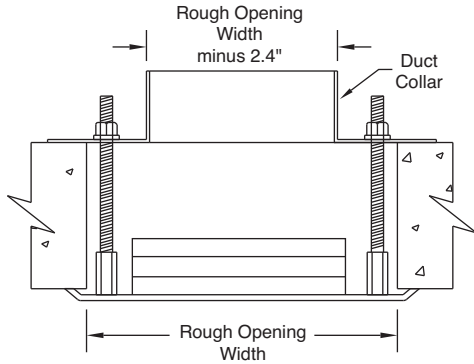
1220 WATSONCENTER ROAD • CARSON, CA 90745-4206
 (310) 835-7500 • FAX (310) 835-0448
 e-mail: airsec@anemostat.com • website: www.anemostat-hvac.com

SSV23-__-RM

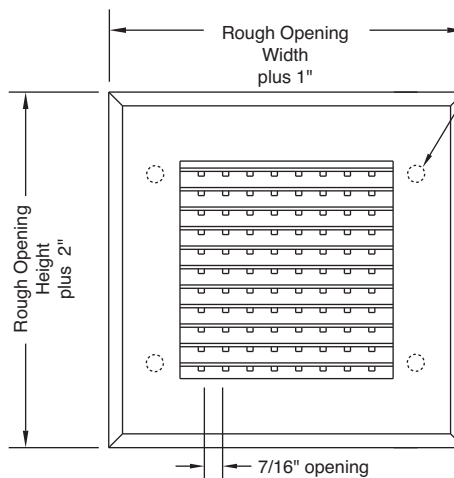
SPECIFY TYPE
MAXIMUM SECURITY GRILLE

7/16" X 3/16" OPENING
 REAR MOUNTED

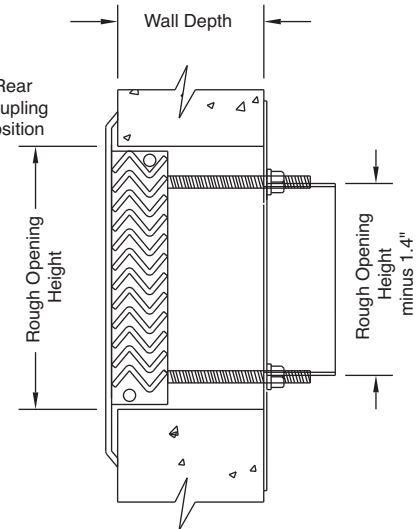
TOP SECTION



FRONT SECTION



SIDE SECTION



IMPORTANT: It is the specifier's responsibility to properly configure the HVAC system to meet the appropriate level of comfort, safety, security and detention

PRODUCT FEATURES

Face Flange

14 GA (standard)

Material Type

Stainless Steel (standard)

Horizontal Louvers/Vertical Mullions

14 GA with 1 7/16" Neck Depth (std)

Duct Collar

14 GA Galvanized (standard)

Coupling Nuts with Threaded Rods

(standard)

Finish

2B Mill Finish (std)

White Powder Coat (opt)

Other Powder Coat Colors _____

Sleeve (optional)

14 GA Galvanized - specify length _____

Locking Angles (two pieces)

1" x 1" x 3/16" (optional)

1" x 1" x 1/4" (optional)

1" x 1" x 1/8" (optional)

Opposed Blade Damper (optional)
 (galvanized, shipped loose)

Rear Operated

MUST SPECIFY TYPE (BASED ON ROUGH OPENING SIZE) AS PART OF MODEL NUMBER WHEN PLACING ORDER

ROUGH OPENING SIZES (WIDTH X HEIGHT)

Dimensions in Inches	WIDTH								
	6.4	8.4	10.4	12.4	14.4	16.4	18.4	20.4	22.4
5.4	A1	B1	C1	D1	E1	F1	G1	H1	J1
7.4	A2	B2	C2	D2	E2	F2	G2	H2	J2
9.4	A3	B3	C3	D3	E3	F3	G3	H3	J3
11.4	A4	B4	C4	D4	E4	F4	G4	H4	J4
13.4	A5	B5	C5	D5	E5	F5	G5	H5	J5
15.4	A6	B6	C6	D6	E6	F6	G6	H6	J6
17.4	A7	B7	C7	D7	E7	F7	G7	H7	J7
19.4	A8	B8	C8	D8	E8	F8	G8	H8	J8
21.4	A9	B9	C9	D9	E9	F9	G9	H9	J9

QTY	TYPE	ROUGH OPENING W" X H"	WALL DEPTH
27	C4	10.3 X 11.4	6"

SUBMITTAL APPROVAL

Job Name and Location			
Engineer	Date	Factory	Date
Mfr. Rep.	Date	Submitted By	Date

MARCH 2015
 NEW CONSTRUCTION
 STAINLESS STEEL