

**PRODUCT FEATURES**

- Supply diffuser with modular cores
- Horizontal 1, 2, 3, or 4 way discharge patterns (shipped 4 way as standard)
- Removable face for cleaning, pattern, or volume adjustment
- Earthquake Loops

**CONSTRUCTION DETAILS**

**BACK PAN**

**Material:**

- Steel     Aluminum
- 304 Stainless Steel

**Finish:**

- Arctic White     Satin Polish
- Custom Color \_\_\_\_\_

**PERFORATED FACE**

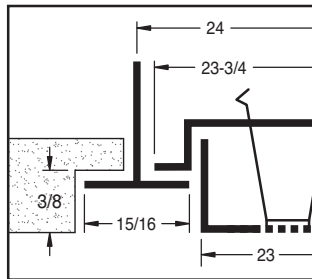
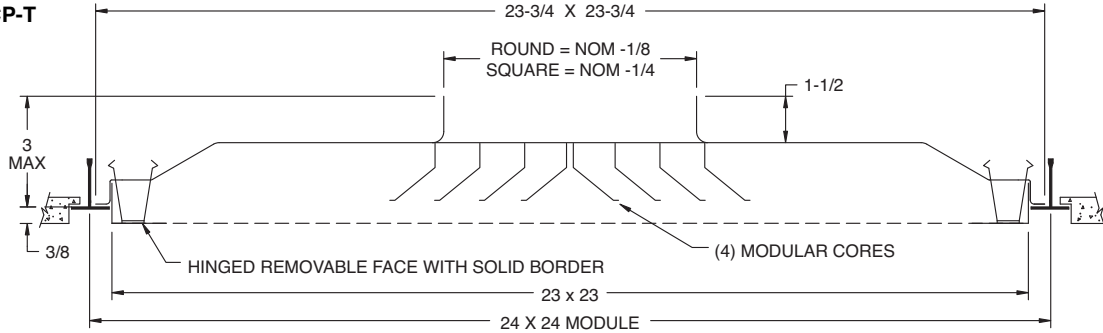
**Material:**

- Steel     Aluminum
- 304 Stainless Steel

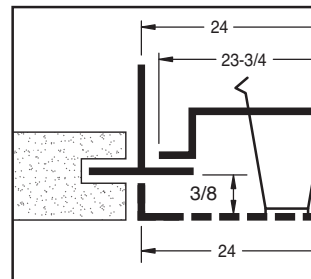
**Finish:**

- Arctic White     Satin Polish
- Custom Color \_\_\_\_\_

**Model QCP-T**  
Tegular

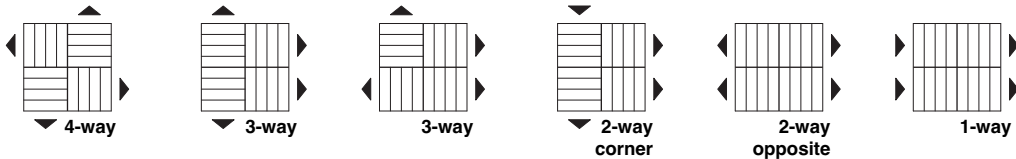


**Model QCP-T**  
Tegular, 15/16" (shown)



**Model QCP-C**  
Concealed Spline

**CORE PATTERNS**



MODEL	APPLICATION	DUCT WIDTH*	DUCT HEIGHT*	FACE/MODULE SIZE
<b>QCP</b> Perforated Modular Diffuser	<b>T</b> Tegular, 15/16" Inverted T-Bar	<b>05</b> 5"   <b>10</b> 10"	<b>08</b> — N/A   <b>10</b> 10" <b>05</b> 5"   <b>12</b> 12" <b>06</b> 6"   <b>14</b> 14" <b>07</b> 7"   <b>16</b> 16" <b>08</b> 8"   <b>18</b> 18" <b>09</b> 9"	<b>22</b> 24" x 24"
		<b>06</b> 6"   <b>12</b> 12"		
		<b>07</b> 7"   <b>14</b> 14"		
		<b>08</b> 8"   <b>16</b> 16"		
		<b>09</b> 9"   <b>18</b> 18"		
<b>C</b> Concealed Spline	<b>T</b> Tegular, 15/16" Inverted T-Bar	<b>05</b> 5"   <b>10</b> 10"	<b>08</b> — N/A   <b>10</b> 10" <b>05</b> 5"   <b>12</b> 12" <b>06</b> 6"   <b>14</b> 14" <b>07</b> 7"   <b>16</b> 16" <b>08</b> 8"   <b>18</b> 18" <b>09</b> 9"	<b>22</b> 24" x 24"
		<b>06</b> 6"   <b>12</b> 12"		
		<b>07</b> 7"   <b>14</b> 14"		
		<b>08</b> 8"   <b>16</b> 16"		
		<b>09</b> 9"   <b>18</b> 18"		

\*Square neck only.

All dimensions are in inches.

**JOB NAME:**

**SUBMITTED BY:**