



Anemostat® SUBMITTAL

1220 Watson Center Road • Carson, CA 90745-4206
 (310) 835-7500 • FAX (310) 835-0448
 air@anemostat.com • www.anemostat-hvac.com

BATTENS BATTEN ARRANGEMENTS FOR SURFACE MOUNTED MODELS MV-1, MV-2, MV-HEP, HCR, HCRF

D I F F U S E R S

PRODUCT FEATURES

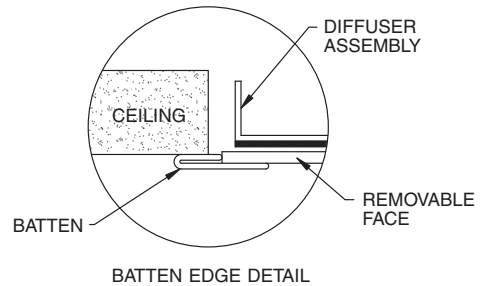
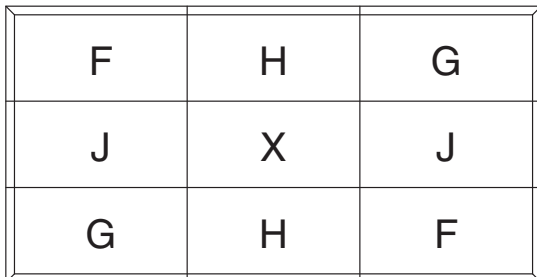

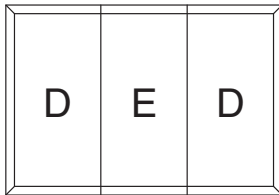
- Factory welded to the outer edge(s) of the removable face (outside edges and corners)
- Each diffuser batten is separate from the next, allowing individual face removal for balancing, servicing, and cleaning.
- Outside corner battens are mitered
- Slip-on style battens are field cut and installed for inside corner arrangements for built-up arrays.
- Batten arrangements are identified by two letters
- Same material as diffuser material

MATERIAL AND FINISH

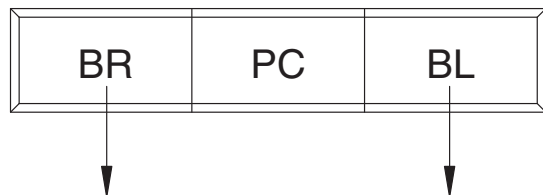
- Steel with White Baked Epoxy
- Aluminum with White Baked Epoxy
- 304 Stainless Steel, #4 Polish
- 304 Stainless Steel with White Baked Epoxy

C

Batten arrangements shown are plan / reflected ceiling views



Use for HCR-90° patterns



All dimensions are in inches.

JOB NAME:

SUBMITTED BY: