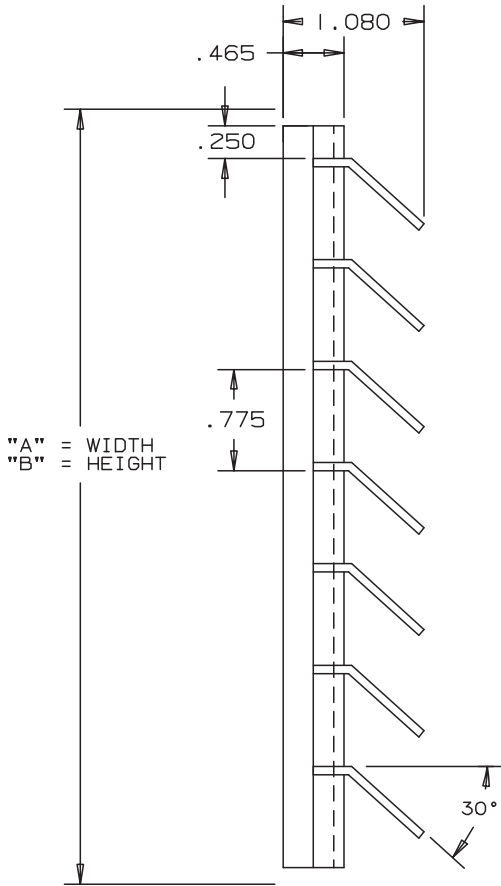




**Anemostat®**  
AIR DISTRIBUTION

MODEL **SLTL30**  
THINLINE LOUVER  
EXTRUDED ALUMINUM

0.465" DEEP, FIXED, J/K 30° TYPE BLADE



SPECIFICATIONS

FRAME: FRAME OPTIONAL, SEE BACKSIDE OF PAGE.

VBS: 0.465" DEEP HAT CHANNEL, 0.063" THICK 6063-T5 ALUMINUM ALLOY VERTICAL BLADE SUPPORT (VBS)

BLADES: 0.063" THICK 6063-T5 ALUMINUM ALLOY

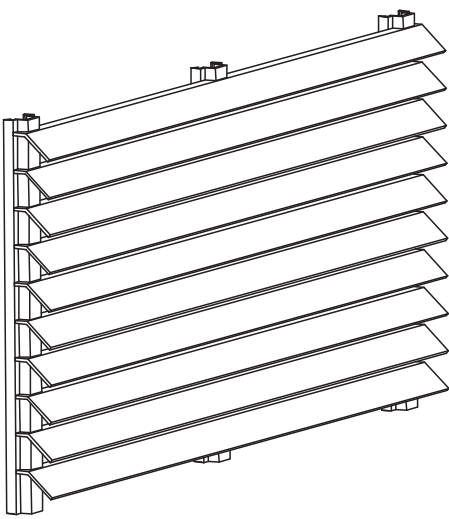
FINISH: MILL

MAX. PANEL SIZE: 96" x 48"

MIN. PANEL SIZE: 12" x 12"

CONTACT FACTORY FOR LOUVER SIZES LARGER THAN 96" x 48".

DIMENSIONS: "A" (WIDTH) AND "B" (HEIGHT) ARE OPENING SIZES. LOUVERS ARE MADE 1/4" UNDERSIZED FOR STANDARD AND OPTIONAL FRAME CONSTRUCTION.



FINISH OPTIONS:

- MILL
- ANODIZED
- PAINTED

NOMINAL DEDUCTIONS WILL BE MADE TO THE OPENING SIZE GIVEN.

ITEM	QTY.	WIDTH	HEIGHT	WIDTH	HEIGHT	MULL	TYPE	LOC	SCREENS	UNION MADE
		OPENING SIZE		LOUVER SIZE						



**Anemostat Air Distribution**  
1220 E. Watson Center Road  
Carson, CA 90745  
310-835-7500 • air@anemostat.com  
www.anemostat-hvac.com

ARCH./ENG. : \_\_\_\_\_

CONTR. : \_\_\_\_\_

PROJECT : \_\_\_\_\_

EDR: \_\_\_\_\_ ECN: \_\_\_\_\_ JOB: \_\_\_\_\_

DATE: \_\_\_\_\_ DWN. : \_\_\_\_\_ DWG. : \_\_\_\_\_

AGENT : \_\_\_\_\_

# SLTL30

## FREE AREA CHARTS

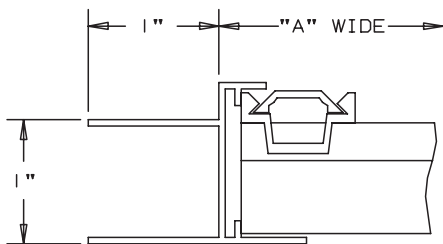
SQ. FT.

HEIGHT	WIDTH							
	12"	24"	36"	48"	60"	72"	84"	96"
12"	.63	1.33	2.03	2.78	3.48	4.18	4.88	5.63
24"	1.29	2.72	4.16	5.70	7.13	8.57	10.00	11.55
36"	1.94	4.09	6.25	8.57	10.73	12.88	15.04	17.36
48"	2.60	5.49	8.38	11.50	14.39	17.28	20.12	23.28

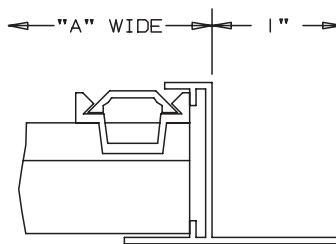
## FREE AREA PERCENTAGE

HEIGHT	WIDTH							
	12"	24"	36"	48"	60"	72"	84"	96"
12"	65.50	68.48	69.45	71.32	71.34	71.35	71.34	72.05
24"	66.46	69.49	70.47	72.40	72.40	72.40	72.41	73.13
36"	66.40	69.42	70.40	72.32	72.32	72.33	72.33	73.05
48"	66.68	69.69	70.67	72.60	72.60	72.61	72.61	73.33

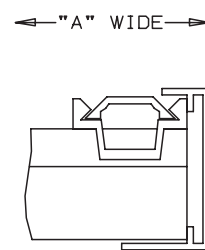
## FRAME OPTIONS



GLAZING FRAME  
OPTIONAL



FLANGED FRAME  
OPTIONAL



CHANNEL FRAME  
OPTIONAL