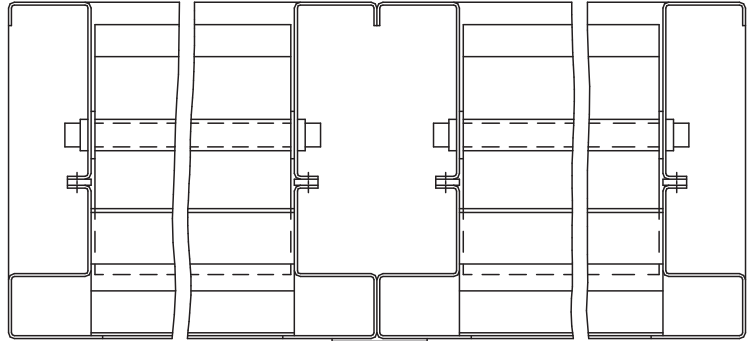
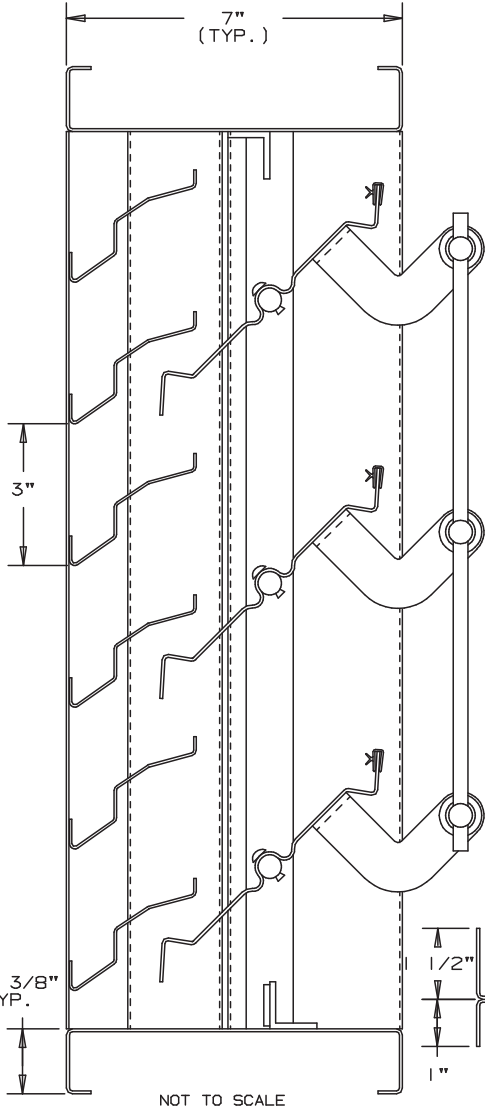




Anemostat®
AIR DISTRIBUTION

MODEL **LS280**

FORMED STEEL LOUVERS
COMBINATION ADJUSTABLE AND STATIONARY
7" DEEP DRAIN LOUVER - 35° STATIONARY BLADES

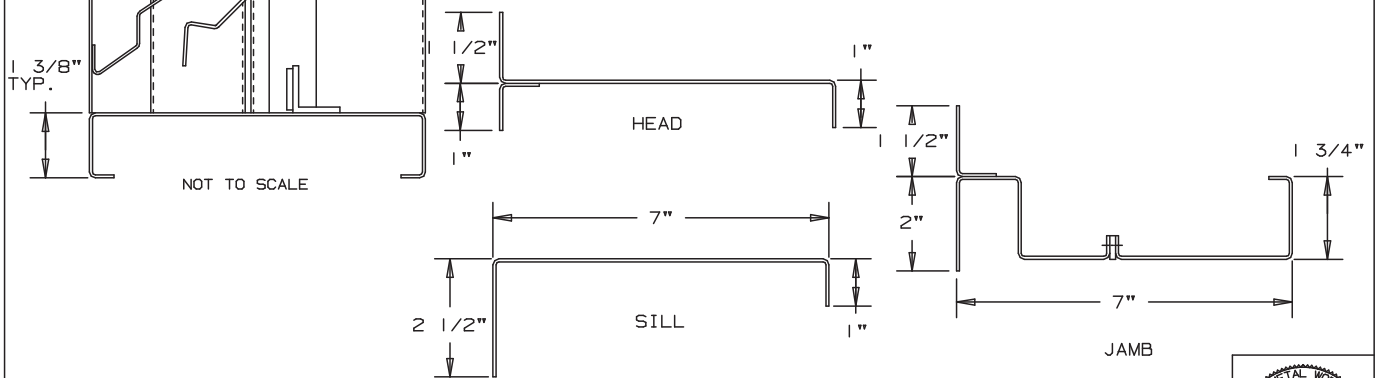


SPECIFICATIONS

FRAME AND BLADES: GALVANIZED STEEL. FRAME AND ADJUSTABLE BLADES ARE 16 GA. STATIONARY BLADES ARE 18 GA.
FACE OF LOUVER: FULL HEAD AND SILL WITH BLADE AND JAMBS CONTAINED WITHIN.
LINKAGE: BRACKETS ARE 12 GA. ZINC PLATED STEEL. PIVOTS ARE .50" DIA. MACHINED STEEL, ZINC PLATED. PIVOTS ROTATE IN A CELCON BEARING. A .312 DIA. ALUMINUM LINKAGE ROD IS LOCKED TO THE PIVOT BY A 1/4-20 SET SCREW WITH AN EPOXY LOCKING PATCH.
SEALS: DUAL DUROMETER VINYL-GRIP SEALS AT BLADE EDGE NEOPRENE AT JAMBS.
SHAFTS: 1/2" DIA. PLATED STEEL STUB.
SCREENS: SECURED TO THE EXTERIOR.
1/2" SQ. MESH 19 GA. GALVANIZED STEEL (.041")
1/2" FLATTENED ALUMINUM (.051")
INSECT SCREEN 18/16 MESH (.011" DIA.)
FINISH: _____

MINIMUM PANEL SIZE: 12" x 14"
MAXIMUM SINGLE PANEL SIZE: 48" x 96"

FLANGE FRAME AVAILABLE



NOMINAL DEDUCTIONS WILL BE MADE TO THE OPENING SIZES GIVEN.

ITEM	QTY.	WIDTH	HEIGHT	WIDTH	HEIGHT	MULL	TYPE	LOC
		OPENING SIZE		LOUVER SIZE				



Anemostat Air Distribution
1220 E. Watson Center Road
Carson, CA 90745
310-835-7500 • air@anemostat.com
www.anemostat-hvac.com

AGENT : _____

ARCH. /ENG. :		
CONTR. :		
PROJECT :		
EDR :	ECN :	JOB :
DATE :	DWN. :	DWG. :