

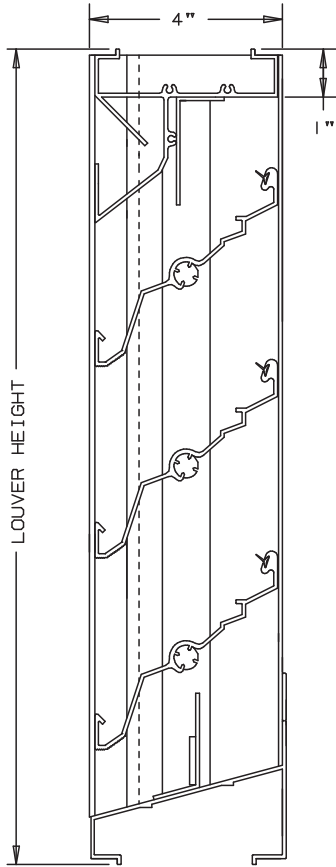


Anemostat
AIR DISTRIBUTION

MODEL **LA450D**

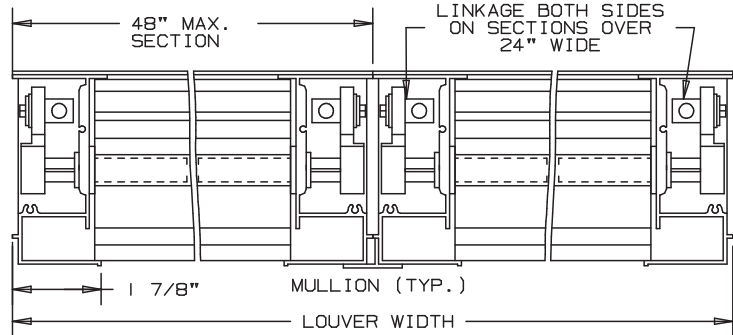
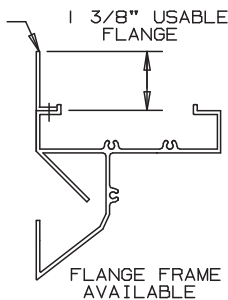
EXTRUDED ALUMINUM LOUVERS
ADJUSTABLE TYPE 4" DEEP

FOR MANUAL OR MOTOR OPERATION



NOT TO SCALE

FLANGE FRAME
(AVAILABLE
FRONT FACE
ONLY)



SPECIFICATIONS

BEARINGS: CELCON BEARING MATERIAL SO THAT THERE WILL BE NO METAL TO METAL FRICTION. OPERATING LINKAGE CONCEALED IN FRAME, OUT OF THE AIR STREAM.

MATERIAL: FRAME AND BLADE EXTRUDED ALUMINUM 6063-T6/T52 ALLOY .080" THK., BLADES ON 4" CENTERS.

FACE OF LOUVER: FULL WIDTH SILL WITH DRAIN HEAD AND DRAIN BLADES CONTAINED WITHIN THE DRAIN JAMBS.

LINKAGE: EXTRUDED ALUMINUM, CONCEALED IN CHANNEL OUT OF AIRSTREAM. PIVOTS ARE .50" DIA. MACHINED STEEL, CADMIUM PLATED AND CHROMATE TREATED. PIVOTS ROTATE IN A CELCON BEARING. A .312" DIA. ALUMINUM LINKAGE ROD IS LOCKED TO THE PIVOT BY A 1/4-20 SET SCREW WITH AN EPOXY LOCKING PATCH.

SHAFTS: .50" DIA. ALUMINUM "PIN-LOCK" ROD.

SEALS: EXTRUDED SILICONE RUBBER SEAL AT BLADE EDGE. POLYURETHANE AT THE JAMBS.

SCREENS: WHEN INDICATED, IN A REMOVABLE FRAME.

BIRD SCREEN - 1/2" FLATTENED ALUMINUM, .051" THK.

OR - 1/2" SQ. MESH, INTERMEDIATE DOUBLE-CRIMPED

ALUMINUM WIRE, .063 DIA.

OR - 18/16 MESH, .011" DIA. ALUMINUM WIRE,

INSECT SCREEN.

FINISH: MILL.

LOUVER SIZES: 12" x 12" MINIMUM PANEL SIZE.

48" x 96" MAXIMUM PANEL SIZE.

LOUVER PERFORMANCE STATEMENT

LOUVER MODEL LA450D SHALL BE FABRICATED TO PROVIDE A MINIMUM OF (44%), 7.07 SQUARE FEET OF FREE AREA FOR A 48" x 48" SIZE LOUVER. TESTED IN ACCORDANCE TO AMCA STANDARD 500-L-99. THE BEGINNING POINT OF WATER PENETRATION AT .01 OUNCES PER SQUARE FOOT OF FREE AREA AT A FREE AREA VELOCITY OF 974 FEET PER MINUTE, (6886) CUBIC FEET PER MINUTE. WITH A .14 INCHES WATER GAUGE PRESSURE DROP AT 1000 FPM FOR AIR INTAKE.

OPTIONAL

- OTHER SCREENS
- ARCHITECTURAL FINISHES
- ACTUATORS (ELECTRIC, PNEUMATIC, MANUAL, ETC.)

FOR PERFORMANCE DATA
- SEE REVERSE SIDE

NOMINAL DEDUCTIONS WILL BE MADE TO THE OPENING SIZES GIVEN.



ITEM	QTY.	WIDTH	HEIGHT	WIDTH	HEIGHT	MULL	TYPE	LOC
		OPENING SIZE		LOUVER SIZE				

Anemostat Air Distribution
1220 E. Watson Center Road
Carson, CA 90745
310-835-7500 • air@anemostat.com
www.anemostat-hvac.com

AGENT: _____

ARCH./ENG.:
CONTR.:
PROJECT:
EDR: ECN: JOB:
DATE: DWN.: DWG.:

MODEL LA450D

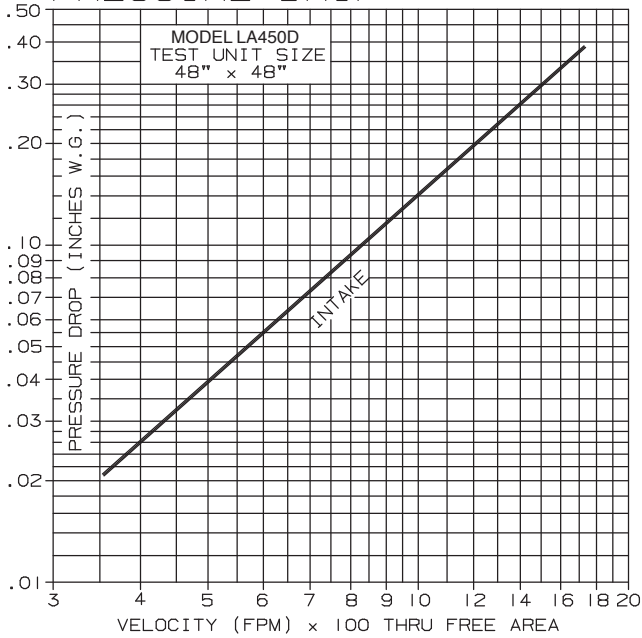
ADJUSTABLE DRAIN LOUVERS EXTRUDED ALUMINUM - DRAIN

PERFORMANCE DATA

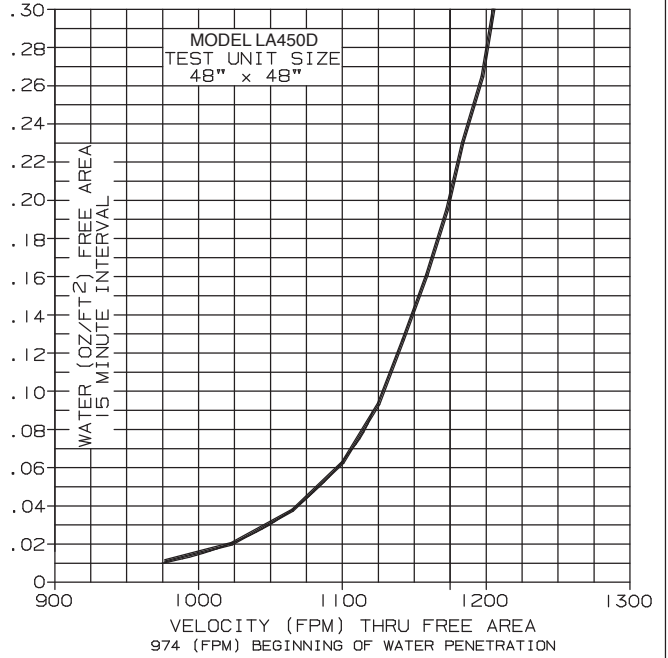
TESTS OF A 48" X 48" SAMPLE BY AN *AMCA REGISTERED LABORATORY ACCORDING TO AMCA STANDARD 500 SHOWS LESS THAN .02 OZ. PER SQ. FT. WATER PENETRATION AT 1000 FPM (FREE AREA VELOCITY) WITH LESS THAN .14" W.G. PRESSURE DROP (INTAKE).

RATINGS DO NOT INCLUDE THE EFFECT OF BIRDSCREEN.

PRESSURE DROP



WATER PENETRATION



FREE AREA

		FREE AREA (SQ. FT.)						
		WIDTH						
HEIGHT		12"	18"	24"	30"	36"	42"	48"
	12"	.17	.31	.44	.57	.70	.83	.96
	24"	.56	.98	1.41	1.83	2.25	2.67	3.10
	36"	.93	1.63	2.33	3.02	3.72	4.42	5.12
	48"	1.28	2.23	3.19	4.14	5.10	6.06	7.07
	60"	1.64	2.87	4.10	5.33	6.57	7.80	9.03
	72"	1.99	3.49	4.99	6.48	7.98	9.47	10.97
	84"	2.35	4.11	5.87	7.63	9.40	11.16	12.92
96"	2.74	4.79	6.84	8.89	10.95	13.00	15.05	

* AMCA REGISTERED LABORATORY IS A LABORATORY EQUIPPED AND STAFFED TO CONDUCT TESTS ACCORDING TO THE APPROPRIATE AMCA TESTS METHOD AND WHICH HAS BEEN LICENSED AS A AMCA REGISTERED LABORATORY.