

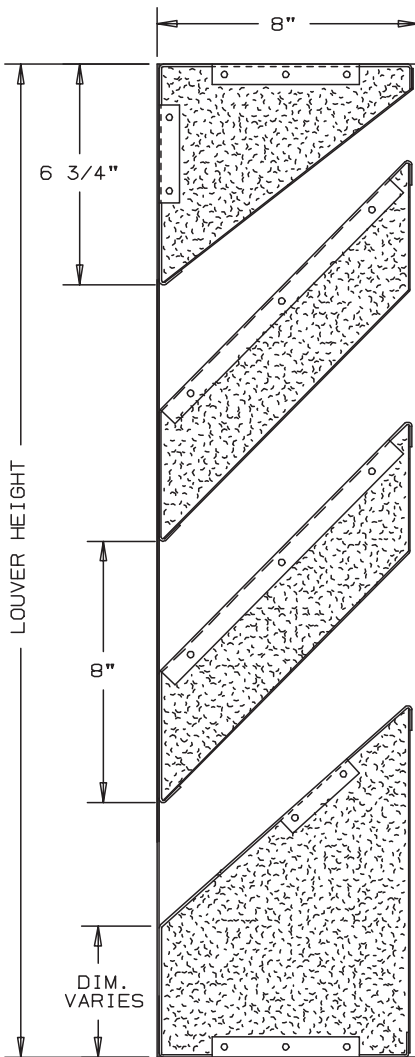


**Anemostat®**  
AIR DISTRIBUTION

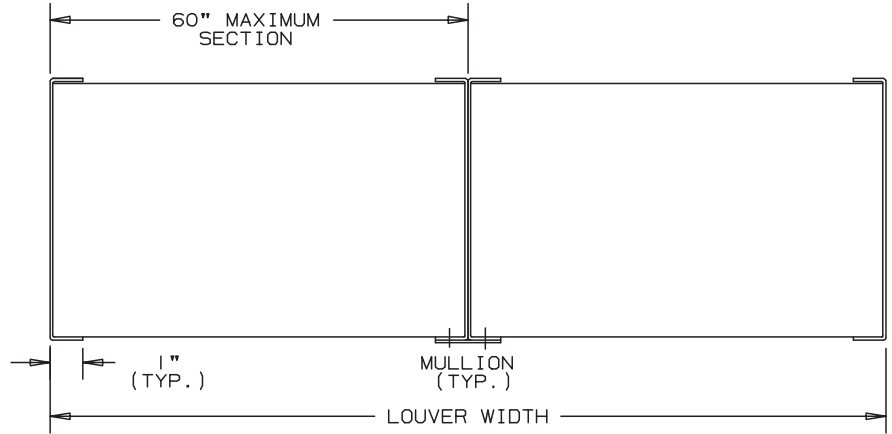
MODEL **ACT88**

ACOUSTICAL LOUVERS  
8" DEEP WITH 8" BLADE SPACING

FOR USE WHERE NOISE REDUCTION IS REQUIRED  
AIR FLOW DESIGN FOR INTAKE OR DISCHARGE



NOT TO SCALE



SPECIFICATIONS

**MODEL ACT88-S, STEEL**

FRAME: 16 GA. GALVANIZED STEEL.  
BLADE: 18 GA. GALVANIZED STEEL AIRFOIL EXTERIOR SURFACE WITH 22 GA. PERFORATED STEEL INTERIOR SURFACE.  
BLADE FILL: ECO-SOUND INSULATION.  
SCREEN: 1/2" GALVANIZED STEEL MESH (.041").  
FINISH: MILL, GALVANIZED.

**MODEL ACT88-A, ALUMINUM**

FRAME: 14 GA. ALUMINUM.  
BLADE: 16 GA. ALUMINUM AIRFOIL EXTERIOR SURFACE WITH 22 GA. PERFORATED ALUMINUM INTERIOR SURFACE.  
BLADE FILL: ECO-SOUND INSULATION  
SCREEN: 1/2" FLATTENED ALUMINUM MESH (.051").  
FINISH: MILL, ALUMINUM.

OPTIONAL

FINISHES: ENAMELS, EPOXIES, ETC.

FOR PERFORMANCE DATA  
-SEE REVERSE SIDE

NOMINAL DEDUCTIONS WILL BE MADE TO OPENING SIZES GIVEN.

ITEM	QTY.	OPENING SIZE		LOUVER SIZE		MULL	SCREENS		UNION MADE
		WIDTH	HEIGHT	WIDTH	HEIGHT		TYPE	LOC	
									 UNION MADE

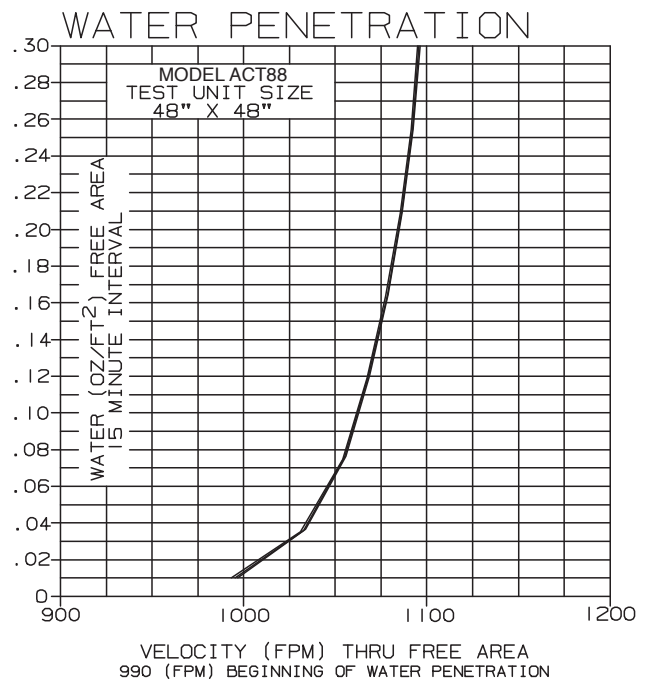
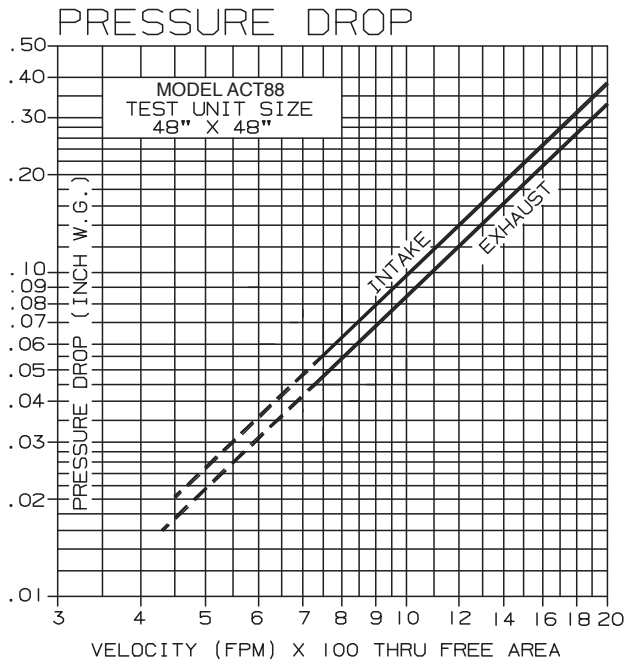
**Anemostat Air Distribution**  
1220 E. Watson Center Road  
Carson, CA 90745  
310-835-7500 • air@anemostat.com  
www.anemostat-hvac.com

AGENT : \_\_\_\_\_

ARCH. /ENG. :
CONTR. :
PROJECT :
EDR:                      ECN:                      JOB:
DATE:                      DWN. :                      DWG. :

# MODEL ACT88

## PERFORMANCE DATA



### SOUND TRANSMISSION LOSS

OCTIVE BAND	1	2	3	4	5	6	7	8
FREQUENCY (Hz)	63	125	250	500	1000	2000	4000	8000
SOUND TRANSMISSION LOSS (db)	6	6	3	8	14	14	11	11
FREE FIELD NOISE REDUCTION	12	12	9	14	20	20	17	17

### ATTENUATION

DISTANCE FROM LOUVER	OCTIVE BAND CENTER FREQUENCY (Hz)							
	63	125	250	500	1000	2000	4000	8000
0'	12	12	9	14	20	20	17	17
10'	24	24	21	26	32	32	29	29
50'	40	39	37	40	46	46	43	43
100'	44	44	41	46	52	52	49	49
200'	50	50	47	52	58	58	55	55
500'	58	58	55	60	66	66	63	63
1000'	64	64	61	66	72	72	69	69

ATTENUATION CHART ABOVE IS A COMBINATION OF THE MODELACT88 SOUND TRANSMISSION LOSS AND THE REDUCTION OF SOUND ENERGY AS A FUNCTION OF DISTANCE.

### FREE AREA

		FREE AREA (SQ. FT.)							
		WIDTH							
		12"	24"	30"	36"	42"	48"	54"	60"
HEIGHT	24"	.31	.69	.88	1.08	1.27	1.46	1.66	1.85
	36"	.66	1.50	1.92	2.34	2.76	3.18	3.60	4.02
	48"	.84	1.90	2.43	2.97	3.50	4.03	4.56	5.09
	60"	1.20	2.72	3.48	4.24	4.99	5.75	6.51	7.27
	72"	1.38	3.12	4.00	4.87	5.74	6.61	7.48	8.36
	84"	1.74	3.93	5.03	6.13	7.23	8.33	9.43	10.52
96"	1.92	4.34	5.55	6.76	7.97	9.18	10.39	11.61	