



# Anemostat®

AIR DISTRIBUTION

## SUBMITTAL SHEET

www.anemostat-hvac.com



### Model SRLH SILENCER

### FOR RECTANGULAR DUCT

### LOW FREQUENCY HOSPITAL / CLEAN ROOM MODEL

#### PRODUCT FEATURES

- Low frequency silencer for applications requiring increased 2nd & 3rd Octave Band noise reduction coupled with erosion-proof acoustic fill
- Tested in accordance with ASTM E-477
- Flame Spread < 25, Smoke Developed <50 (ASTM-E84)

#### CONSTRUCTION FEATURES

##### Casing Material

- Galvzd Steel (Std)    304 SS    316 SS    Aluminum

##### Casing Gauge

- 22 (Std)    20    18    16

##### Acoustic Fill:

- Fiberglass (Std)    Cotton

##### Liner:

- Polyethylene encapsulated acoustic fill with acoustical stand-off between perf baffle & fill

##### Flanges:

- None    Inlet End Only    Outlet End Only    Both Ends

#### MODELS (Typical velocities)

- SRLH - 2   0 - 500 FPM  
 SRLH - 3   250 - 750 FPM  
 SRLH - 4   500 - 1000 FPM  
 SRLH - 5   750 - 1250 FPM  
 SRLH - 6   1000 - 1500 FPM

#### Flow Direction

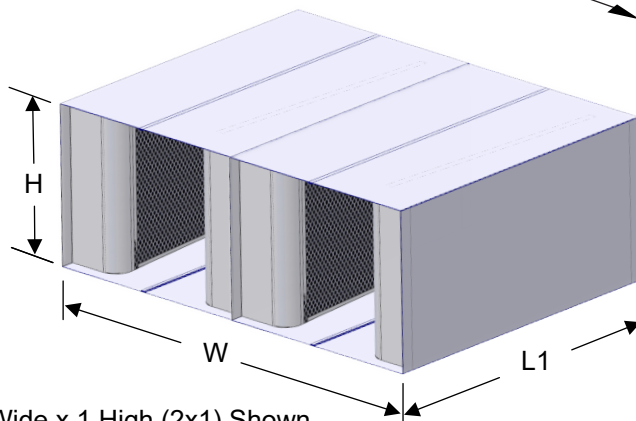
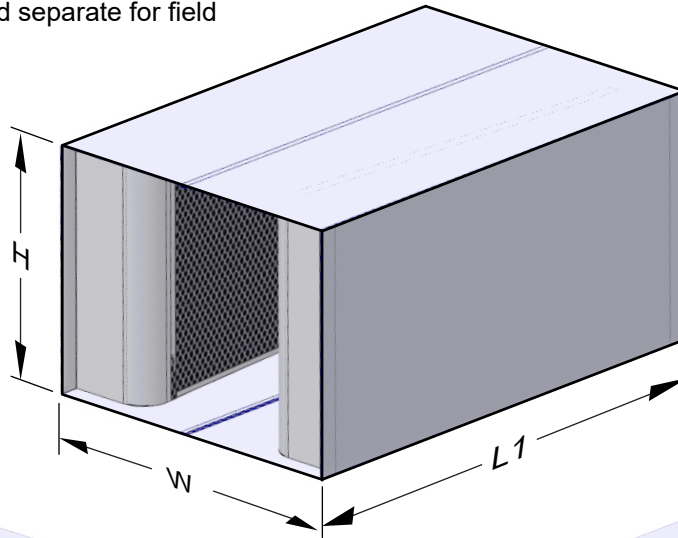
- FORWARD    REVERSE

#### Length (L1)

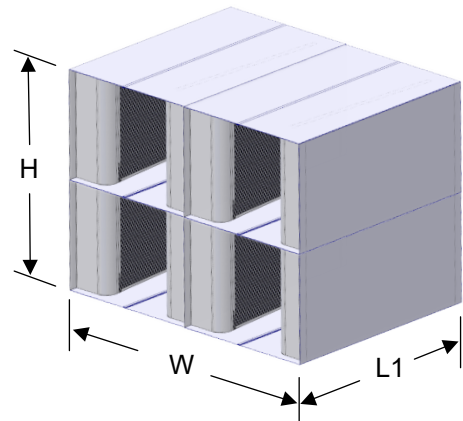
- 36"    48"    60"    72"  
 84"    96"    120"

NOTE : Multiple silencers may be used based on order size W x H x L1. Shipped separate for field stacking & assembly.

All dimensions are in inches.



2 Wide x 1 High (2x1) Shown



2 Wide x 2 High (2x2) Shown

JOB NAME:

SUBMITTED BY:



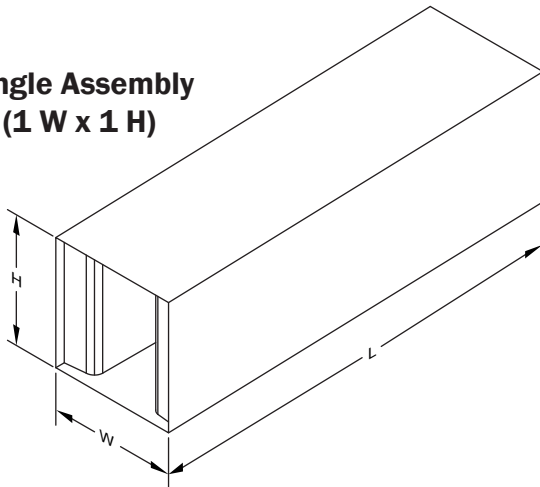
**RECTANGULAR  
SILENCERS**

Sizing & Multiple  
Assembly  
Construction  
Details

**ASSEMBLY DETAILS**

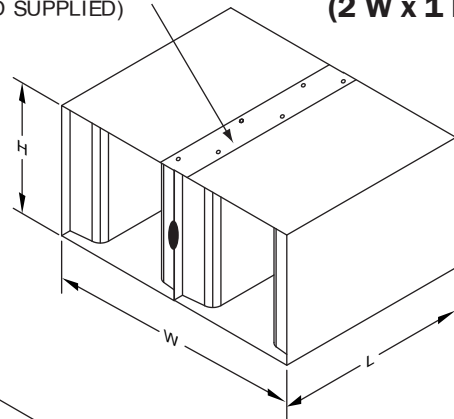
- Multiple sections are stacked and/or assembled side by side for the required configuration.
- Perforated baffles should be positioned vertically for most rigid assembly where possible.
- Steel bands (field supplied) are suggested to rigidly assemble multiplier sections together. Metal plates can be used for smaller assemblies.
- During assembly, apply sealant between sections at the inlet and discharge to prevent air leakage between units.
- Field fabricated U-Clips should be installed at both the inlet and discharge where 2 units mate to eliminate air generated noise and provide rigidity. See locations below.

**Single Assembly  
(1 W x 1 H)**

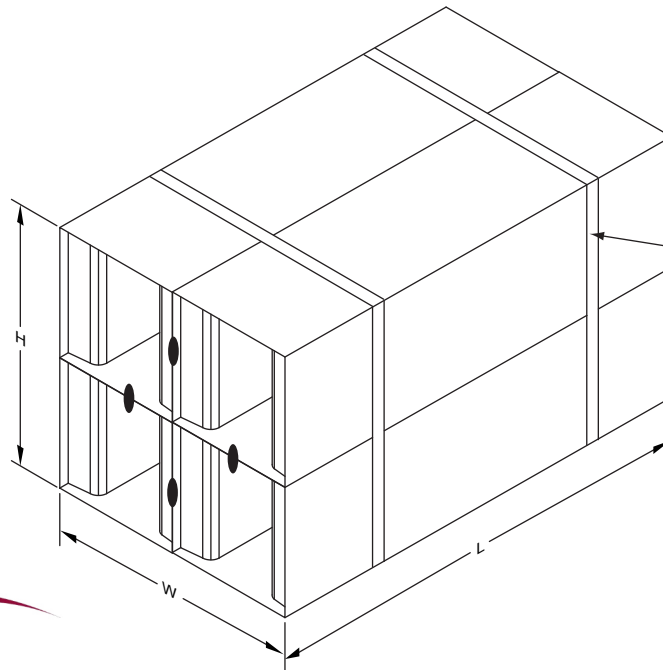


METAL SPLICE PLATES  
(FIELD SUPPLIED)


**2-Piece Assembly  
(2 W x 1 H)**



**4-Piece Assembly  
(2 W x 2 H)**



METAL BANDING/  
STRAPS  
(FIELD SUPPLIED)



All dimensions are in inches.

JOB NAME:

SUBMITTED BY:



# Anemostat®

AIR DISTRIBUTION

## Submittal Sheet

www.anemostat-hvac.com



# RECTANGULAR SILENCERS

DUCT CONNECTION DETAILS AND OPTIONS

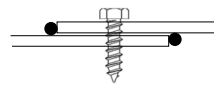
### PRODUCT FEATURES

- Number of silencers per order size can vary based on overall dimensions and length.
- Multiple silencers are field assembled when applicable.
- Examples of multiple silencer build-up shown below.

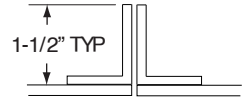
### CONNECTION DETAILS



SLIP CONNECTION (STANDARD)

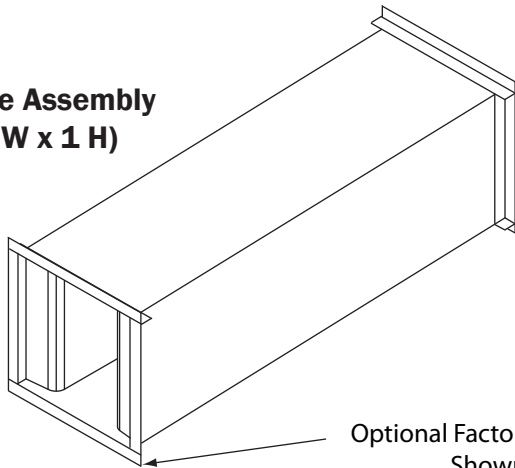


OVERLAP & SEAL



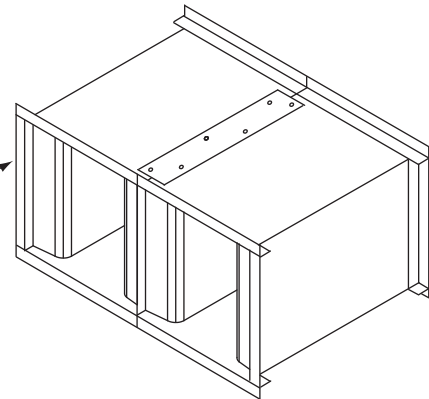
1-1/2" TYP  
FLANGED INLET / OUTLET (OPTIONAL)

Single Assembly  
(1 W x 1 H)

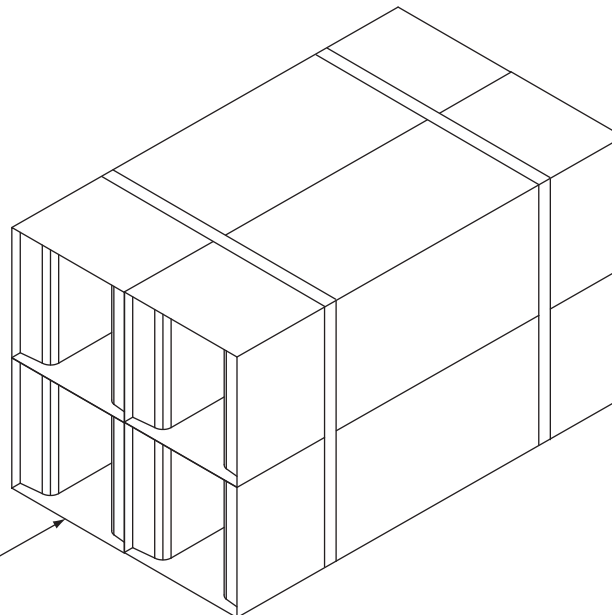


Optional Factory Flanges Shown

2-Piece Assembly  
(2 W x 1 H)



4-Piece Assembly  
(2 W x 2 H)



Slip Connection Shown

by



A Division of Anemostat, Inc.

All dimensions are in inches.

JOB NAME:

SUBMITTED BY: