



Anemostat
AIR DISTRIBUTION

SUBMITTAL SHEET

www.anemostat-hvac.com



Model **SRL**
SILENCER
FOR RECTANGULAR
DUCT

LOW FREQUENCY MODEL

PRODUCT FEATURES

- Low frequency silencer for applications requiring increased 2nd & 3rd Octave Band noise reduction
- Tested in accordance with ASTM E-477
- Flame Spread < 25, Smoke Developed <50 (ASTM-E84)

CONSTRUCTION FEATURES

Casing Material

- Galvzd Steel (Std) 304 SS 316 SS Aluminum

Casing Gauge

- 22 (Std) 20 18 16

Acoustic Fill:

- Fiberglass (Std) Cotton

Liner:

- Polyethylene Polyethylene Bag Filled Fiberglass Cloth

Flanges:

- None Inlet End Only Outlet End Only Both Ends

MODELS

(Typical velocities)

- SRL - 2** 0 - 500 FPM
 SRL - 3 250 - 750 FPM
 SRL - 4 500 - 1000 FPM
 SRL - 5 750 - 1250 FPM
 SRL - 6 1000 - 1500 FPM

Flow Direction

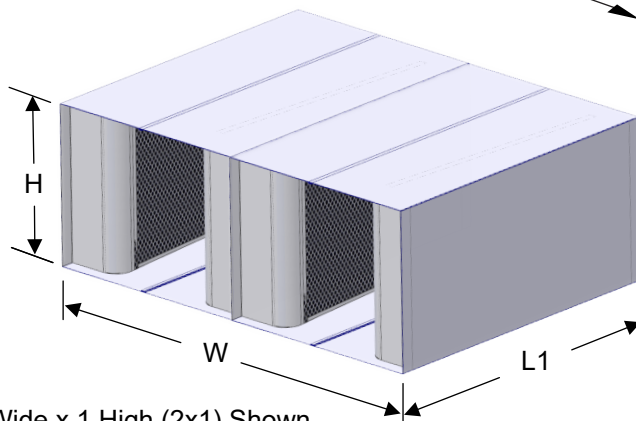
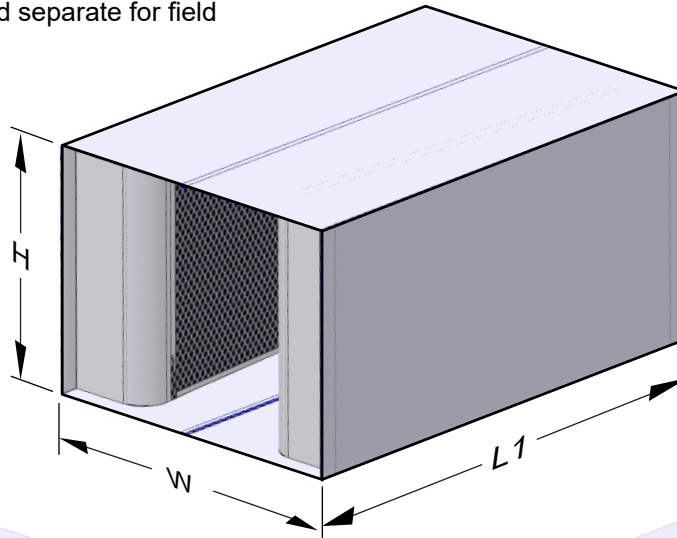
- FORWARD** **REVERSE**

Length (L1)

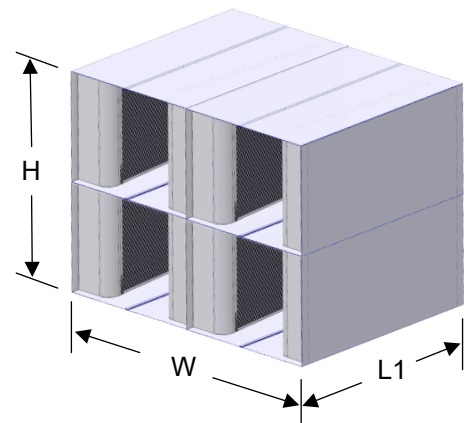
- 36" 48" 60" 72"
 84" 96" 120"

NOTE : Multiple silencers may be used based on order size W x H x L1. Shipped separate for field stacking & assembly.

All dimensions are in inches.



2 Wide x 1 High (2x1) Shown



2 Wide x 2 High (2x2) Shown

JOB NAME:

SUBMITTED BY:



RECTANGULAR SILENCERS

Sizing & Multiple
Assembly
Construction
Details

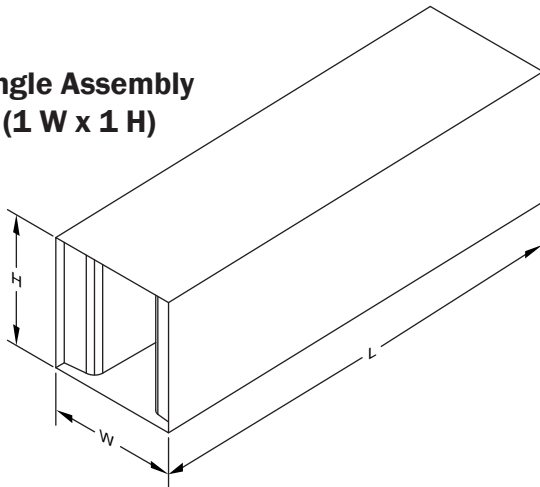
Submittal Sheet

www.anemostat-hvac.com

ASSEMBLY DETAILS

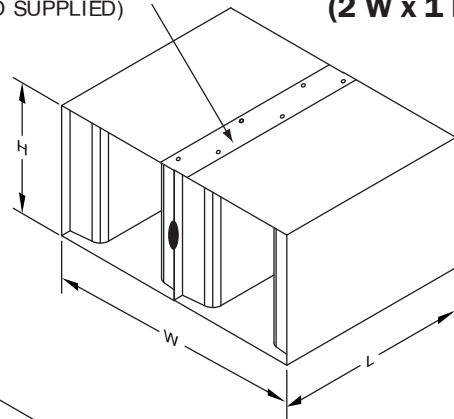
- Multiple sections are stacked and/or assembled side by side for the required configuration.
- Perforated baffles should be positioned vertically for most rigid assembly where possible.
- Steel bands (field supplied) are suggested to rigidly assemble multiplier sections together. Metal plates can be used for smaller assemblies.
- During assembly, apply sealant between sections at the inlet and discharge to prevent air leakage between units.
- Field fabricated U-Clips should be installed at both the inlet and discharge where 2 units mate to eliminate air generated noise and provide rigidity. See locations below.

**Single Assembly
(1 W x 1 H)**

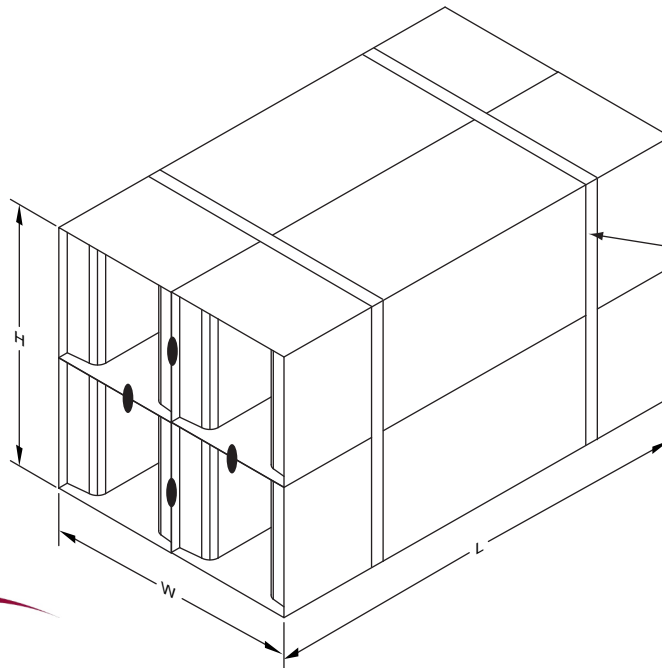


METAL SPLICE PLATES
(FIELD SUPPLIED)

**2-Piece Assembly
(2 W x 1 H)**



**4-Piece Assembly
(2 W x 2 H)**



METAL BANDING/
STRAPS
(FIELD SUPPLIED)



by
AEROSONICS
A Division of Anemostat, Inc.

All dimensions are in inches.

JOB NAME:

SUBMITTED BY:



Anemostat®

AIR DISTRIBUTION

Submittal Sheet

www.anemostat-hvac.com




RECTANGULAR SILENCERS

DUCT CONNECTION DETAILS AND OPTIONS

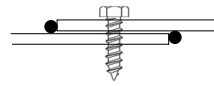
PRODUCT FEATURES

- Number of silencers per order size can vary based on overall dimensions and length.
- Multiple silencers are field assembled when applicable.
- Examples of multiple silencer build-up shown below.

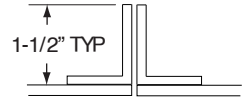
CONNECTION DETAILS



SLIP CONNECTION (STANDARD)

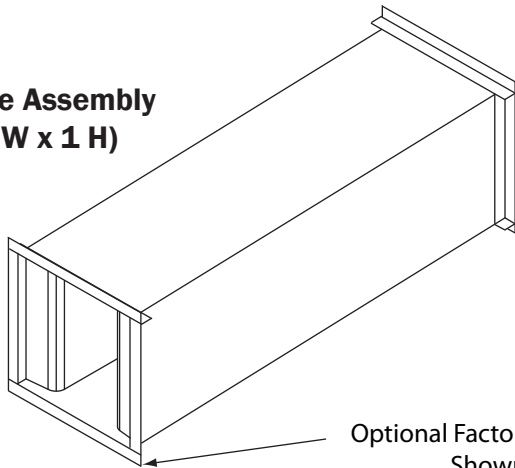


OVERLAP & SEAL



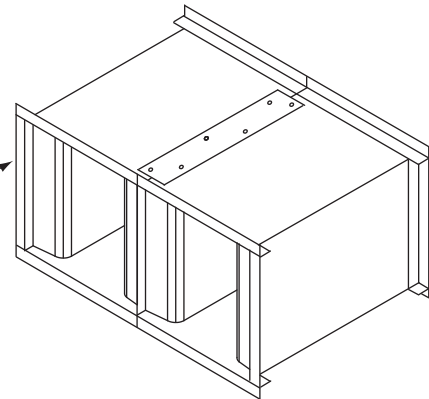
FLANGED INLET / OUTLET (OPTIONAL)

**Single Assembly
(1 W x 1 H)**

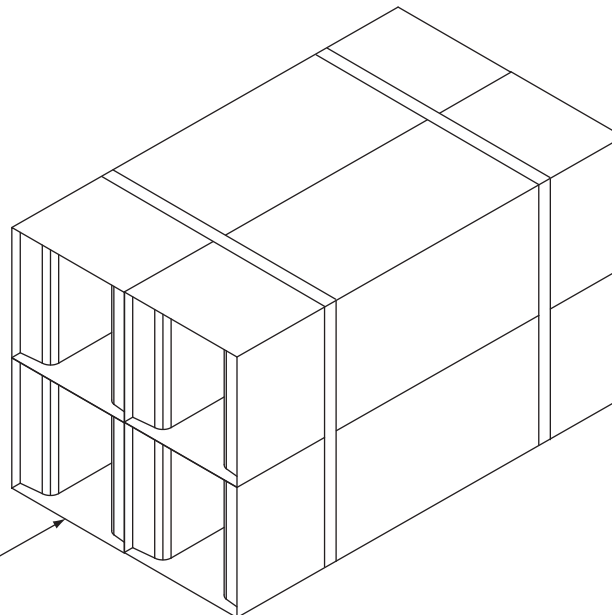


Optional Factory Flanges Shown

**2-Piece Assembly
(2 W x 1 H)**



**4-Piece Assembly
(2 W x 2 H)**



Slip Connection Shown

by



A Division of Anemostat, Inc.

All dimensions are in inches.

JOB NAME:

SUBMITTED BY: