

S-VENT[®]

SUBMITTAL SHEET

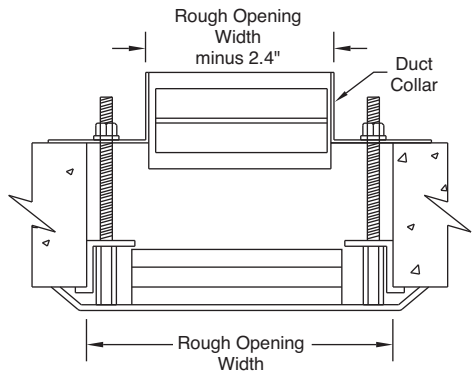


1220 WATSONCENTER ROAD • CARSON, CA 90745-4206
 (310) 835-7500 • FAX (310) 835-0448
 e-mail: airsec@anemostat.com • website: www.anemostat-hvac.com

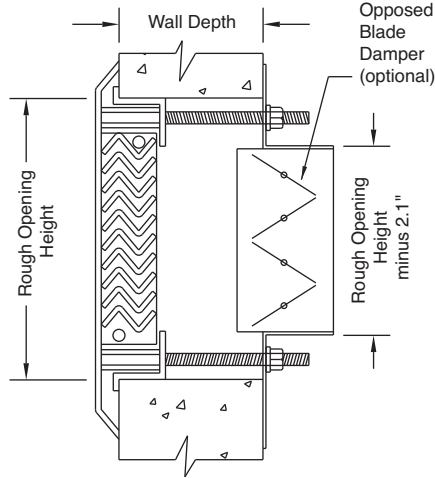
SV3-_-_-ZB

SPECIFY TYPE
MAXIMUM SECURITY GRILLE
 3/8" X 1/8" OPENING
 with
 FACE MOUNTED Z-BRACKET

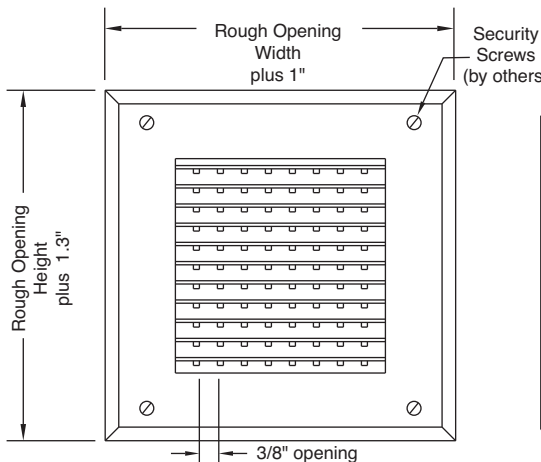
TOP SECTION



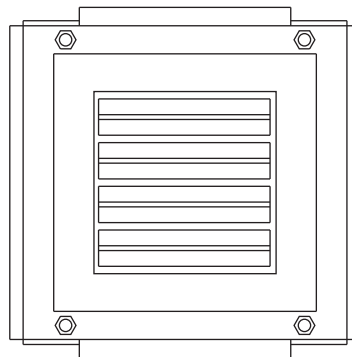
SIDE SECTION



FRONT SECTION



FRONT SECTION without GRILLE, with OBD



PRODUCT FEATURES

Face Flange

12 GA (standard)

Material Type

Cold Rolled Steel (standard)

Horizontal/Vertical Mullions

12 GA with 1 7/16" Neck Depth (std)

Duct Collar

14 GA (standard)

Opposed Blade Damper (optional)
 (shipped loose)

Front Operated

Rear Operated

Coupling Nuts with Threaded Rods

(standard)

Finish

White Powder Coat (std)

Other Powder Coat Colors _____

Z-Bracket for Wall Mount

Aligns with Rear Mounting Bracket

IMPORTANT: It is the specifier's responsibility to properly configure the HVAC system to meet the appropriate level of comfort, safety, security and detention

MUST SPECIFY TYPE (BASED ON ROUGH OPENING SIZE) AS PART OF MODEL NUMBER WHEN PLACING ORDER

ROUGH OPENING SIZES (WIDTH X HEIGHT)

Dimensions in Inches	WIDTH									
	6.4	8.4	10.4	12.4	14.4	16.4	18.4	20.4	22.4	
6.1	A1	B1	C1	D1	E1	F1	G1	H1	J1	
8.1	A2	B2	C2	D2	E2	F2	G2	H2	J2	
10.1	A3	B3	C3	D3	E3	F3	G3	H3	J3	
12.1	A4	B4	C4	D4	E4	F4	G4	H4	J4	
14.1	A5	B5	C5	D5	E5	F5	G5	H5	J5	
16.1	A6	B6	C6	D6	E6	F6	G6	H6	J6	
18.1	A7	B7	C7	D7	E7	F7	G7	H7	J7	
20.1	A8	B8	C8	D8	E8	F8	G8	H8	J8	
22.1	A9	B9	C9	D9	E9	F9	G9	H9	J9	

QTY	TYPE	ROUGH OPENING W" X H"	WALL DEPTH
27	C4	10.3 X 12.1	6"

SUBMITTAL APPROVAL

Job Name and Location			
Engineer	Date	Factory	Date
Mfr. Rep.	Date	Submitted By	Date