

# S-VENT<sup>®</sup>

## SUBMITTAL SHEET

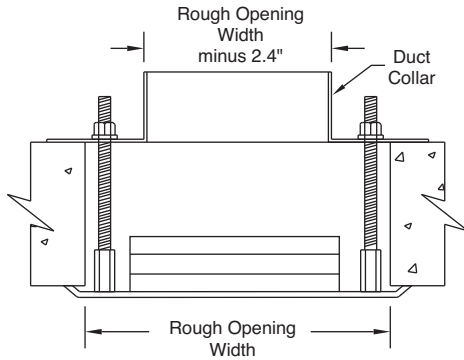


1220 WATSONCENTER ROAD • CARSON, CA 90745-4206  
 (310) 835-7500 • FAX (310) 835-0448  
 e-mail: airsec@anemostat.com • website: www.anemostat-hvac.com

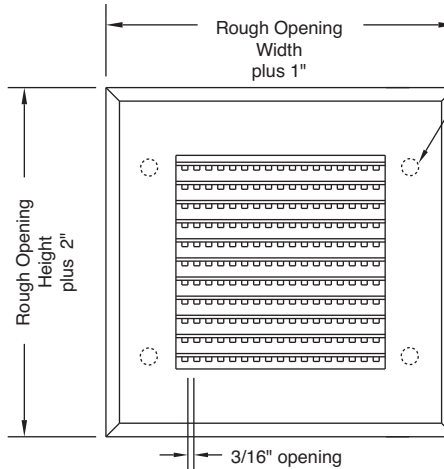
# SSV22-\_\_-RM

SPECIFY TYPE  
**MAXIMUM SECURITY GRILLE**  
 3/16" X 3/16" OPENING  
 REAR MOUNTED

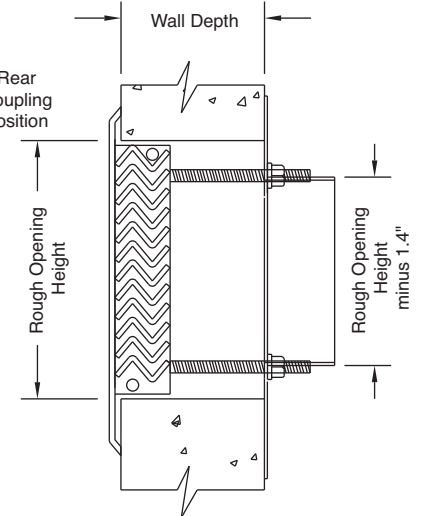
**TOP SECTION**



**FRONT SECTION**



**SIDE SECTION**



**IMPORTANT:** It is the specifier's responsibility to properly configure the HVAC system to meet the appropriate level of comfort, safety, security and detention

## PRODUCT FEATURES

**Face Flange**

14 GA (standard)

**Material Type**

Stainless Steel (standard)

**Horizontal Louvers/Vertical Mullions**

14 GA with 1 7/16" Neck Depth (std)

**Duct Collar**

14 GA Galvanized (standard)

**Coupling Nuts with Threaded Rods**

(standard)

**Finish**

2B Mill Finish (std)

White Powder Coat (opt)

Other Powder Coat Colors \_\_\_\_\_

**Sleeve (optional)**

14 GA Galvanized - specify length \_\_\_\_\_

**Locking Angles (two pieces)**

1" x 1" x 3/16" (optional)

1" x 1" x 1/4" (optional)

1" x 1" x 1/8" (optional)

**Opposed Blade Damper (optional)**

(galvanized, shipped loose)

Rear Operated

**MUST SPECIFY TYPE (BASED ON ROUGH OPENING SIZE) AS PART OF MODEL NUMBER WHEN PLACING ORDER**

ROUGH OPENING SIZES (WIDTH X HEIGHT)

Dimensions in Inches	WIDTH								
	6.4	8.4	10.4	12.4	14.4	16.4	18.4	20.4	22.4
5.4	A1	B1	C1	D1	E1	F1	G1	H1	J1
7.4	A2	B2	C2	D2	E2	F2	G2	H2	J2
9.4	A3	B3	C3	D3	E3	F3	G3	H3	J3
11.4	A4	B4	C4	D4	E4	F4	G4	H4	J4
13.4	A5	B5	C5	D5	E5	F5	G5	H5	J5
15.4	A6	B6	C6	D6	E6	F6	G6	H6	J6
17.4	A7	B7	C7	D7	E7	F7	G7	H7	J7
19.4	A8	B8	C8	D8	E8	F8	G8	H8	J8
21.4	A9	B9	C9	D9	E9	F9	G9	H9	J9

QTY	TYPE	ROUGH OPENING W" X H"	WALL DEPTH
27	C4	10.3 X 11.4	6"

**SUBMITTAL APPROVAL**

<b>Job Name and Location</b>			
<b>Engineer</b>	Date	<b>Factory</b>	Date
<b>Mfr. Rep.</b>	Date	<b>Submitted By</b>	Date

MARCH 2015  
 NEW CONSTRUCTION  
 STAINLESS STEEL