

SUBMITTAL SHEET

www.anemostat-hvac.com

PRODUCT FEATURES

- Adjustable volume and pattern controllers
- Mounting brackets and springs provided (field installed)

CONSTRUCTION FEATURES

Material:

Extruded aluminum

Finish:

- Arctic White (Black Pattern/Volume Controllers)
- Natural Anodize (Black Pattern/Volume Controllers)
- Custom Color : _____

SUPPLY MODELS

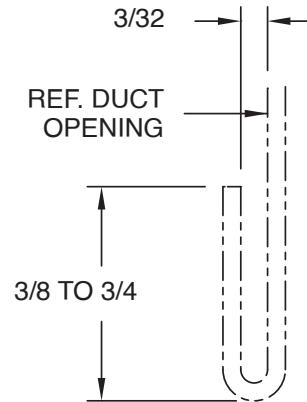
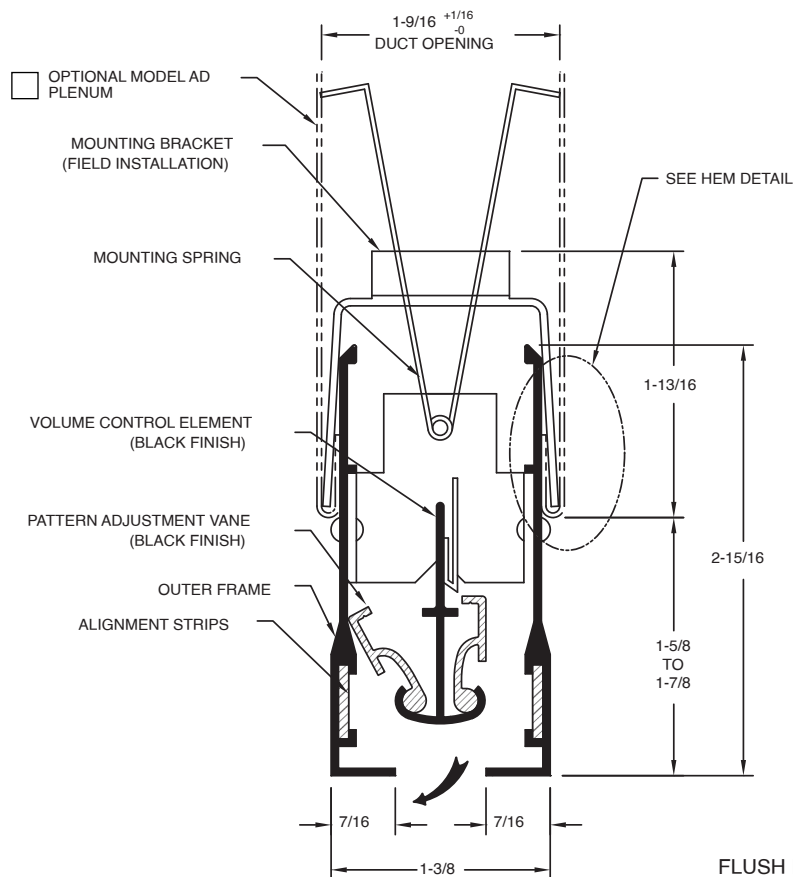
- SLAD-W-50 1/2" Slot Width (1-slot)

RETURN MODELS (No Internal Controllers)

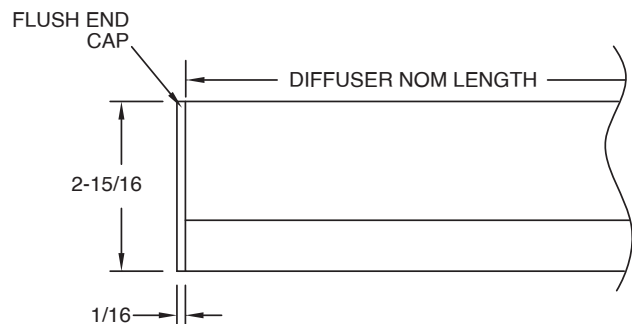
- SLAR-W-50 1/2" Slot Width (1-slot)

OPTIONS

- LEC Linear Egg Crate
- LED Linear Equalizing Deflector



HEM DETAIL
Duct must be hemmed as shown (On sides only)




Optional Model AD Plenum:
Plenum Order Length = Diffuser Order Length

All dimensions are in inches.

JOB NAME:

SUBMITTED BY:



PRODUCT FEATURES

- Adjustable volume and pattern controllers
- Mounting brackets and screws provided (field installed)

CONSTRUCTION FEATURES

- Material:**
Extruded aluminum
- Finish:**
- Arctic White (Black Pattern/Volume Controllers)
 - Natural Anodize (Black Pattern/Volume Controllers)
 - Custom Color : _____

SUPPLY MODELS

- SLAD-W-50** 1/2" Slot Width (2-8 slots)
- SLAD-W-75** 3/4" Slot Width (1-8 slots)
- SLAD-W-100** 1" Slot Width (1-8 slots)
- SLAD-W-150** 1-1/2" Slot Width (1-8 slots)

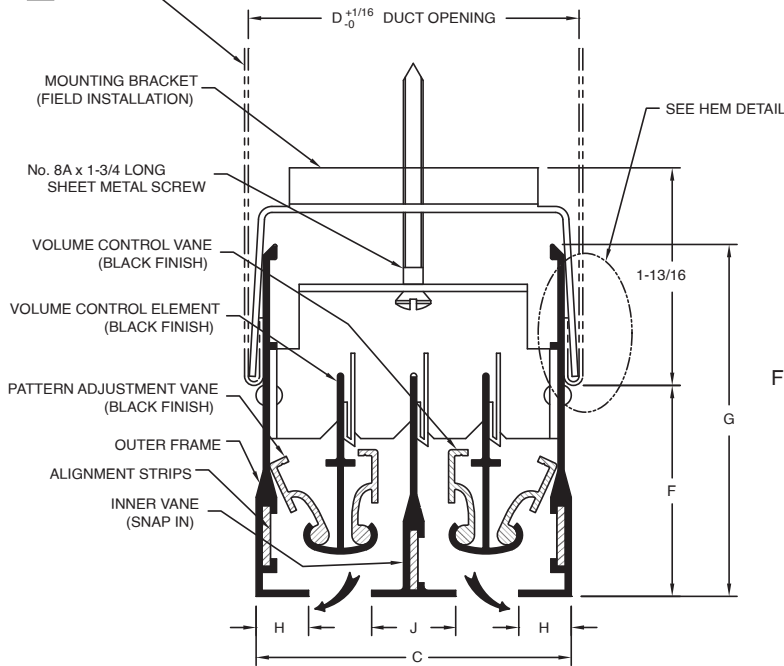
RETURN MODELS (No Internal Controllers)

- SLAR-W-50** 1/2" Slot Width (2-8 slots)
- SLAR-W-75** 3/4" Slot Width (1-8 slots)
- SLAR-W-100** 1" Slot Width (1-8 slots)
- SLAR-W-150** 1-1/2" Slot Width (1-8 slots)

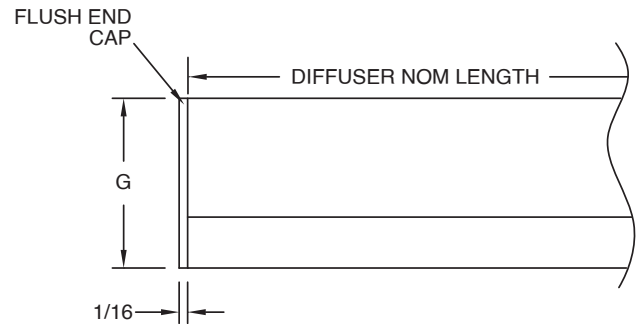
OPTIONS

- LEC** Linear Egg Crate
- LED** Linear Equalizing Deflector

OPTIONAL MODEL AD PLENUM



Optional Model AD Plenum:
Plenum Order Length = Diffuser Order Length

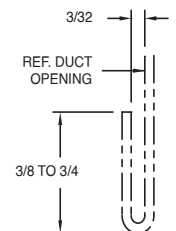


SLAD-W-50 • 1/2" SLOT WIDTH						
# SLOTS	C	D	J	F	G	H
1	SEE 1 SLOT SUB SHEET : SLAD-S-0136					
2	2-5/8	2-13/16	3/4	1-5/8 to 2-3/8	2-15/16	7/16
3	3-7/8	4-11/16	3/4			
4	5-1/8	5-5/16	3/4			

SLAD-W-75 • 3/4" SLOT WIDTH						
# SLOTS	C	D	J	F	G	H
1	1-5/8	1-13/16	-	1-5/8 to 2-3/8	2-15/16	7/16
2	3-1/8	3-5/16	3/4			
3	4-5/8	4-13/16	3/4			
4	6-1/8	6-5/16	3/4			

SLAD-W-100 • 1" SLOT WIDTH						
# SLOTS	C	D	J	F	G	H
1	2-3/16	2-5/16	-	2 to 2-3/4	3-9/32	19/32
2	4-3/16	4-5/16	1			
3	6-3/16	6-5/16	1			
4	8-3/16	8-5/16	1			

SLAD-W-150 • 1-1/2" SLOT WIDTH						
# SLOTS	C	D	J	F	G	H
1	3-3/16	3-5/16	-	2-7/8 to 3-5/8	4-5/32	27/32
2	6-3/16	6-5/16	1-1/2			
3	9-3/16	9-5/16	1-1/2			
4	12-3/16	12-5/16	1-1/2			



HEM DETAIL
Duct must be hemmed as shown (On sides only)

All dimensions are in inches.

JOB NAME: _____ **SUBMITTED BY:** _____