

SUBMITTAL SHEET

www.anemostat-hvac.com

Model **SL60B**

6" DEEP EXTRUDED ALUMINUM LOUVER

45° BLADE

STATIONARY CHANNEL TYPE

PRODUCT FEATURES

- Minimum Panel Size:
12" x 12"
- Maximum Single Panel Size:
60" x 96"

CONSTRUCTION FEATURES

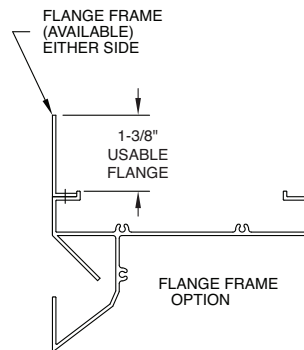
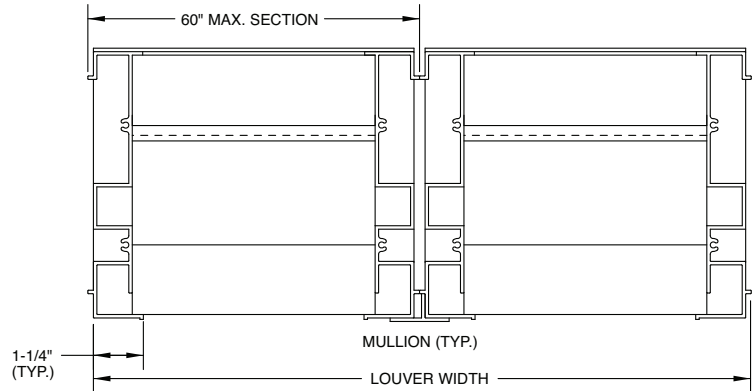
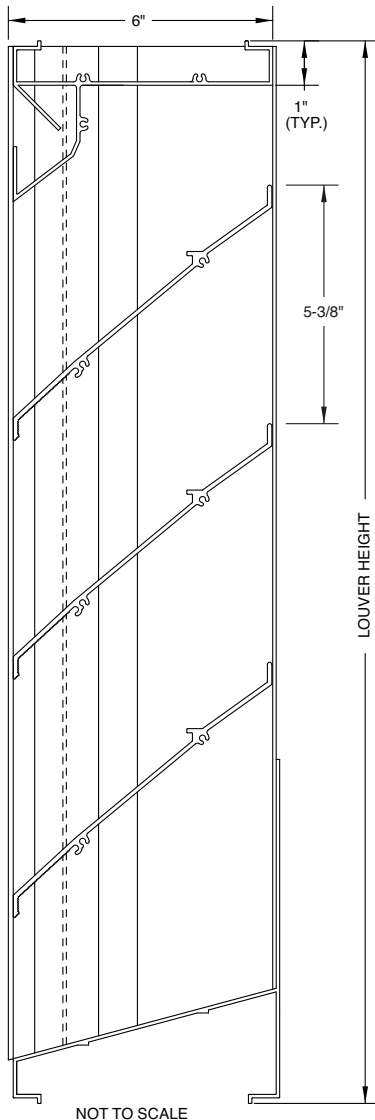
- Material:**
Extruded Aluminum 6063-T6/T52 Alloy
- Frames:**
- .081" (nominal)
 - .125" (nominal)
- Blades:** .125" (nominal)

Face Of Louver: Full width sill with head and blades contained within the jambs. Approximate blade centers 5-3/8".

Screen: (Removable Frame)

- Bird Screen - 1/2" Flattened Aluminum, .051" Thk.
- 1/2" Sq. Mesh Intermediate Double-Crimped Aluminum Wire, .063" Dia.
- 18/16 Mesh, .011" Dia. Aluminum Wire Insect Screen.

Finish: _____



All dimensions are in inches.

JOB NAME:

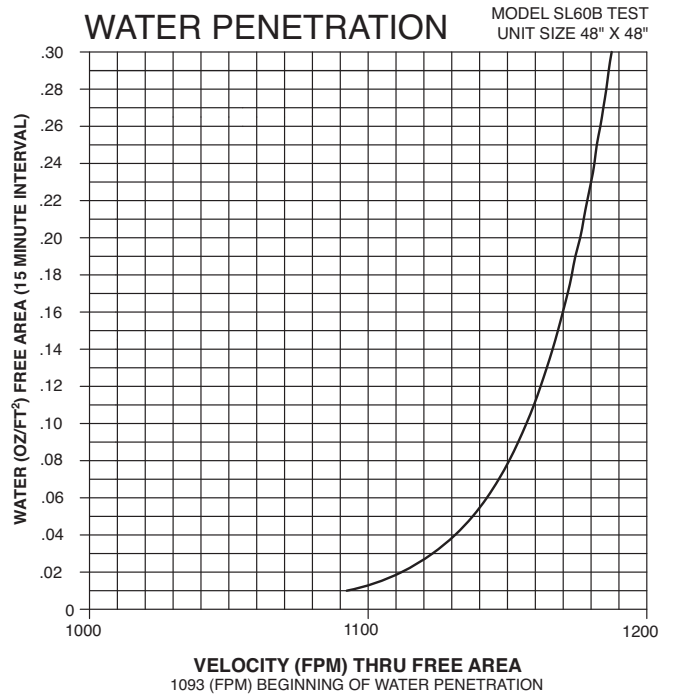
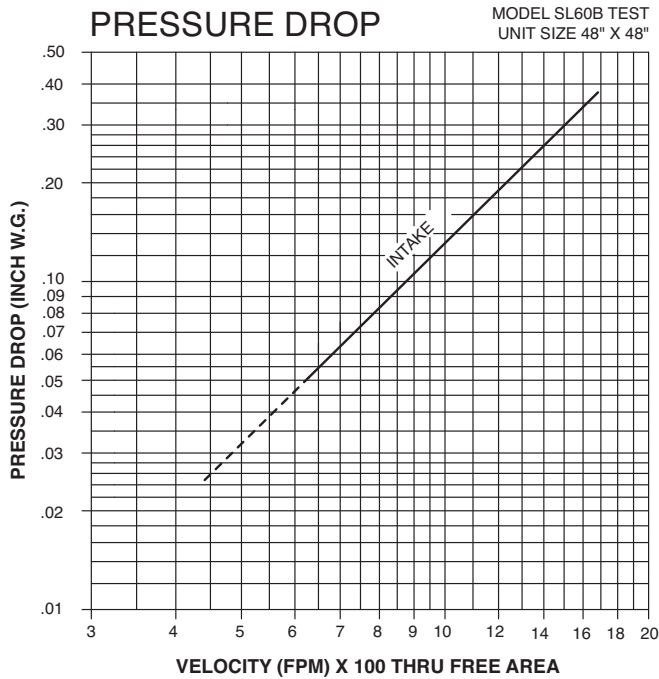
SUBMITTED BY:

PERFORMANCE DATA

EXCELLENT WEATHER PROTECTION WITH LITTLE PRESSURE LOSS.

TESTS OF A 48" X 48" SAMPLE BY AN AMCA ACCREDITED LABORATORY ACCORDING TO AMCA STANDARD 500 SHOWS LOW WATER PENETRATION. TESTS SHOW LESS THAN .02 OZ. PER SQ. FT. WATER PENETRATION AT 1100 FPM (FREE AREA VELOCITY) WITH LESS THAN .16" W.G. PRESSURE DROP (INTAKE).

RATINGS DO NOT INCLUDE THE EFFECT OF BIRDSCREEN.



FREE AREA (SQ. FT.)

WIDTH

	12"	18"	24"	30"	36"	42"	48"	54"	60"
12"	.25	.41	.57	.73	.89	1.05	1.21	1.36	1.52
24"	.77	1.26	1.75	2.24	2.73	3.22	3.71	4.20	4.69
36"	1.29	2.10	2.92	3.73	4.55	5.36	6.18	6.99	7.81
48"	1.81	2.96	4.10	5.24	6.39	7.53	8.73	9.81	10.96
60"	2.36	3.85	5.34	6.83	8.32	9.81	11.30	12.79	14.28
72"	2.86	4.67	6.48	8.29	10.10	11.91	13.72	15.53	17.34
84"	3.38	5.51	7.64	9.77	11.91	14.04	16.17	18.30	20.44
96"	4.09	6.68	9.26	11.85	14.43	17.01	19.60	22.18	24.77



Anemostat certifies that the performance data shown has been determined by test in accordance with applicable AMCA standards.

All dimensions are in inches.

JOB NAME:

SUBMITTED BY: