

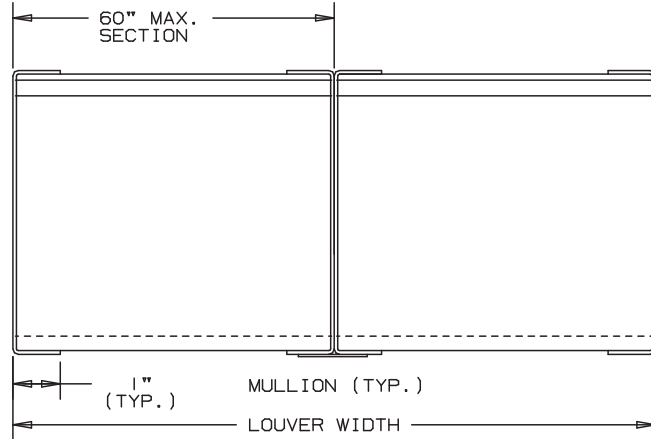
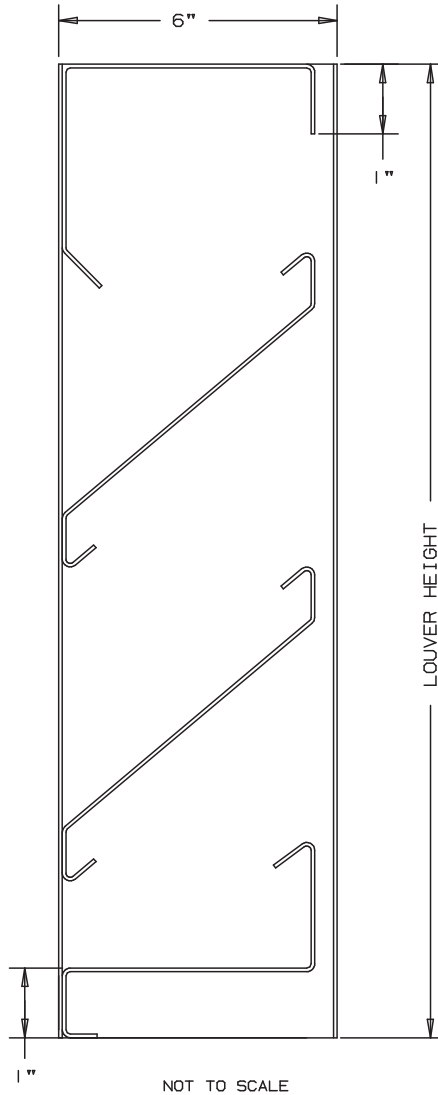


Anemostat®
AIR DISTRIBUTION

MODEL **LS600**

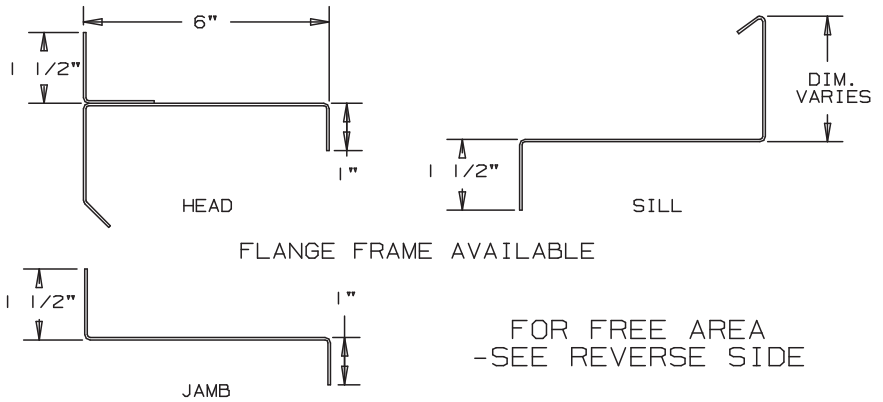
FORMED STEEL LOUVERS
6" DEEP

45° STANDARD BLADE - STATIONARY



SPECIFICATIONS
 FRAME: 18 GA. GALVANIZED STEEL
 BLADES: 18 GA. GALVANIZED STEEL
 APPROXIMATE BLADE CENTERS 6 9/16"
 SCREEN: 1/2" SQ. MESH, 19 GA. GALVANIZED STEEL (.041") WHEN INDICATED
 CONSTRUCTION: RIVETED AND OR WELDED, FULL JAMBS WITH BLADES, HEAD AND SILL CONTAINED WITHIN.

 FINISH: _____
 MINIMUM PANEL SIZE: 12" x 12"
 MAXIMUM SINGLE PANEL SIZE: 60" x 96"



FOR FREE AREA
-SEE REVERSE SIDE

LOUVERS WILL BE FABRICATED 1/2" SMALLER THAN OPENING SIZE UNLESS OTHERWISE SPECIFIED.

ITEM	QTY.	WIDTH	HEIGHT	WIDTH	HEIGHT	MULL	TYPE	LOC
		OPENING SIZE		LOUVER SIZE		SCREENS		



Anemostat Air Distribution
 1220 E. Watson Center Road
 Carson, CA 90745
 310-835-7500 • air@anemostat.com
 www.anemostat-hvac.com

AGENT: _____

ARCH. /ENG. :
CONTR. :
PROJECT :
EDR: _____ ECN: _____ JOB: _____
DATE: _____ DWN.: _____ DWG.: _____

MODEL LS600

45° STRAIGHT BLADE

FORMED STEEL - STATIONARY

PERFORMANCE DATA

FREE AREA

		FREE AREA (SQ. FT.)								
		WIDTH								
		12"	18"	24"	30"	36"	42"	48"	54"	60"
HEIGHT	12"	.19	.31	.42	.53	.65	.76	.88	.99	1.11
	24"	.56	.89	1.23	1.56	1.90	2.23	2.57	2.90	3.24
	36"	1.05	1.68	2.31	2.94	3.56	4.19	4.82	5.45	6.08
	48"	1.61	2.58	3.54	4.51	5.48	6.44	7.41	8.38	9.34
	60"	2.17	3.48	4.78	6.09	7.39	8.69	10.00	11.30	12.61
	72"	2.71	4.33	5.95	7.58	9.20	10.83	12.45	14.08	15.70
	84"	3.17	5.08	6.98	8.89	10.79	12.69	14.60	16.50	18.40
	96"	3.54	5.67	7.80	9.92	12.05	14.18	16.30	18.43	20.56